



**NATIONAL STATISTICS OFFICE OF GEORGIA**

**DOMESTIC TOURISM  
STATISTICS IN GEORGIA  
III QUARTER, 2023**



14.12.2023  
[www.geostat.ge](http://www.geostat.ge)

14.12.2023

## DOMESTIC TOURISM SURVEY

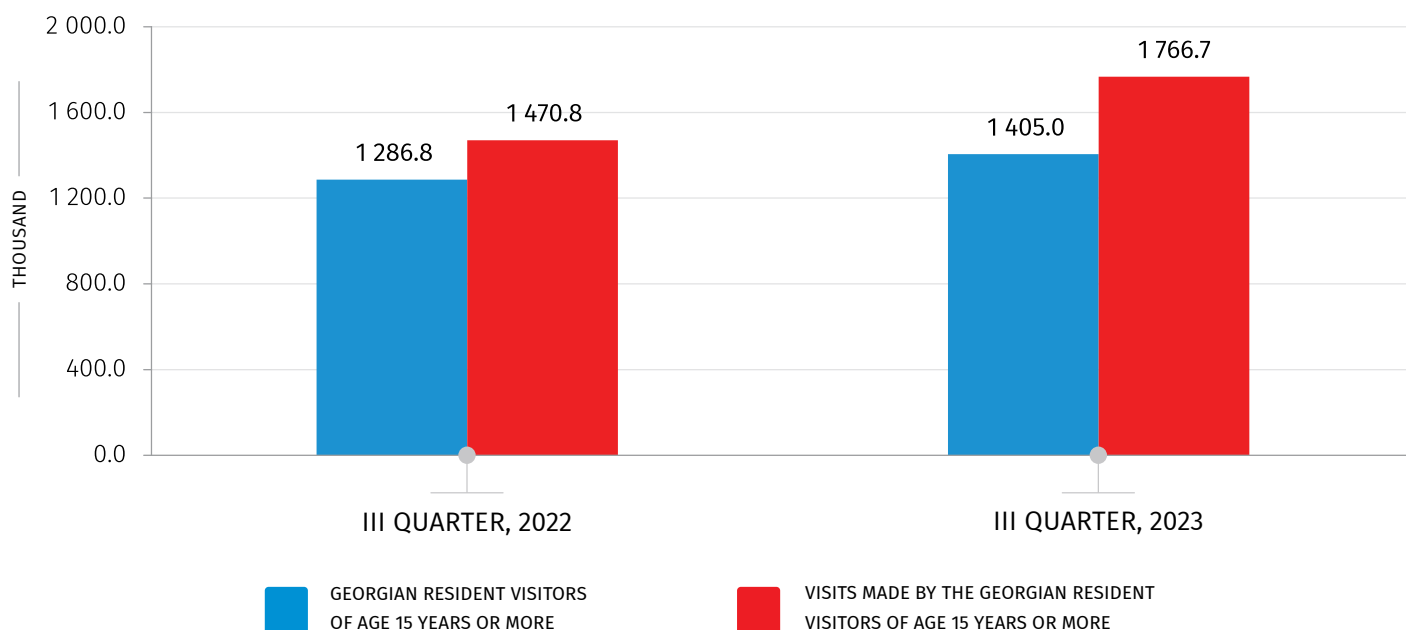
(III QUARTER, 2023)

In the III quarter of 2023 the monthly average number of Georgian resident visitors aged 15 years or more equaled to 1 405.0 thousand, whose monthly average number of visits on the territory of Georgia corresponded to 1 766.7 thousand. The monthly average number of visitors has increased by 9.2 percent, as for the number of visits, it has increased by 20.1 percent in comparison to the corresponding data of the relevant period of the previous year.

The chart №1 illustrates the monthly average number of Georgian resident visitors of age 15 years or more and number of visits made by them.

CHART №1

### DISTRIBUTION OF THE MONTHLY AVERAGE NUMBER OF GEORGIAN RESIDENT VISITORS OF AGE 15 YEARS OR MORE AND VISITS MADE BY THEM ON THE TERRITORY OF GEORGIA



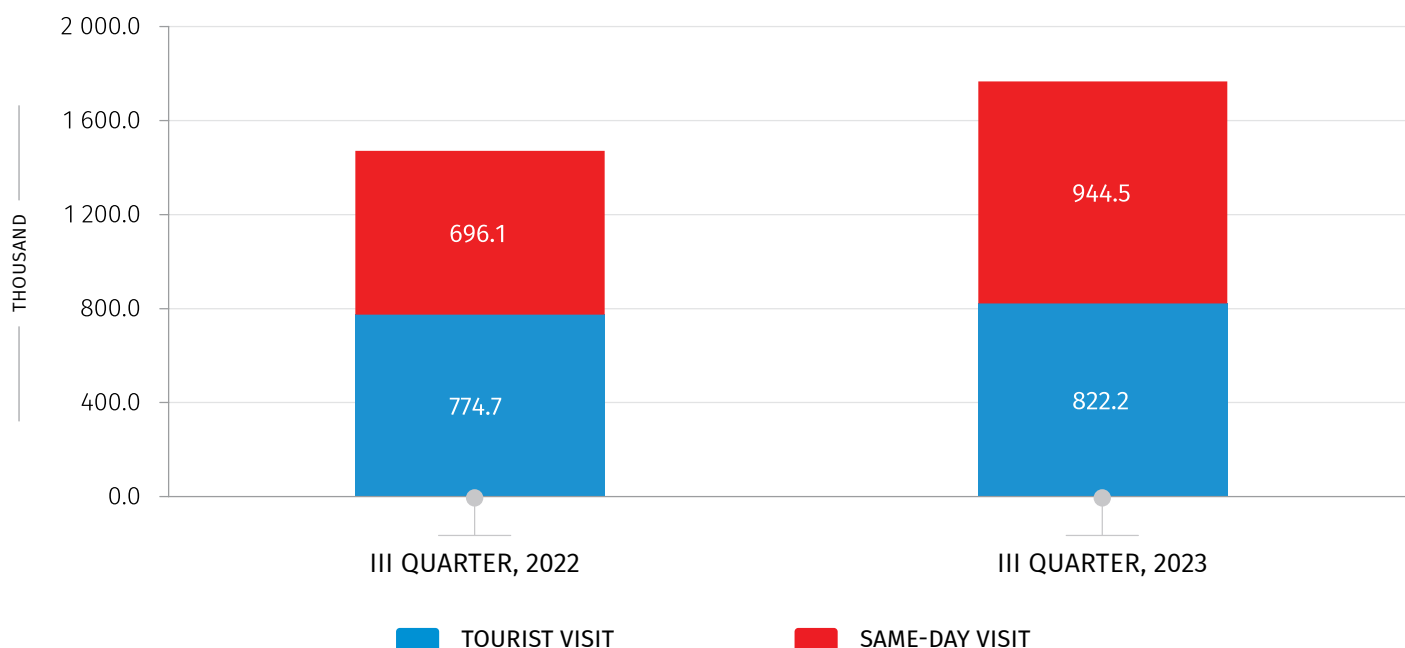
In the III quarter of 2023 the monthly average number of tourist visits of Georgian residents amounted to 822.2 thousand, which is 6.1 percent higher than the indicator of relevant period of the previous year. The chart №2 illustrates the distribution of monthly average number of visits made by Georgian resident visitors by the type of visit.

## NATIONAL STATISTICS OFFICE OF GEORGIA

14.12.2023

CHART №2

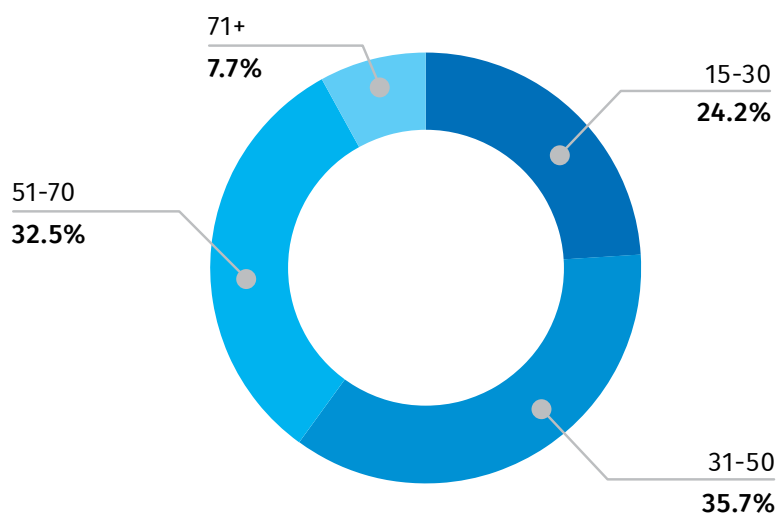
### DISTRIBUTION OF THE MONTHLY AVERAGE NUMBER OF VISITS MADE BY THE GEORGIAN RESIDENTS OF AGE 15 YEARS OR MORE ON THE TERRITORY OF GEORGIA BY THE TYPE OF VISIT



In the III quarter of 2023 year 35.7 percent of the visitors belonged to the age group of 31-50 years. Herewith, women accounted for 55.3 percent of the total number of visitors.

CHART №3

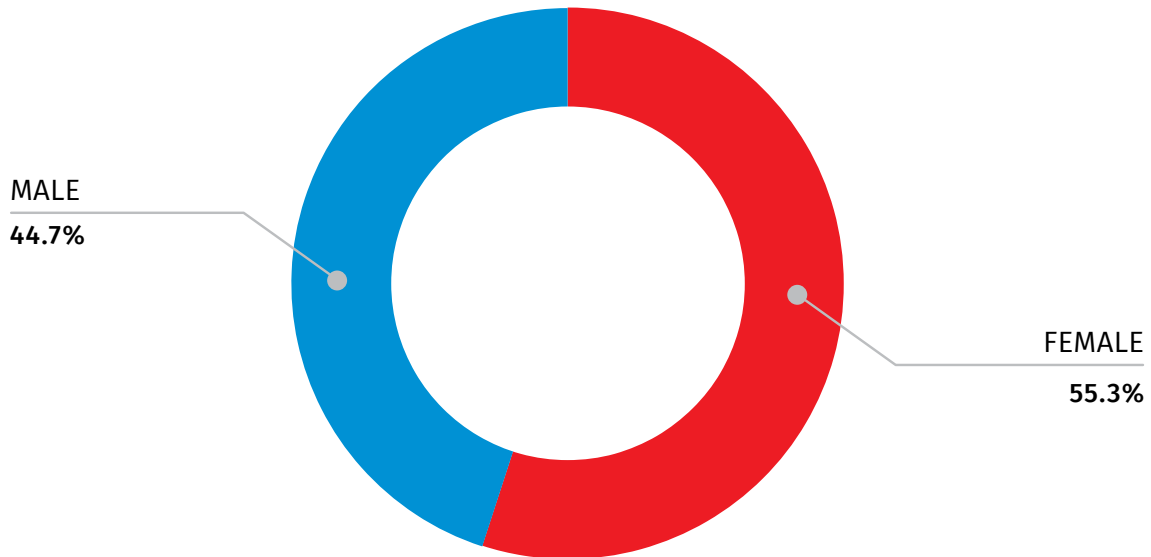
### DISTRIBUTION OF THE MONTHLY AVERAGE NUMBER OF GEORGIAN RESIDENT VISITORS OF AGE 15 YEARS OR MORE BY THE AGE GROUPS IN III QUARTER, 2023 YEAR



14.12.2023

CHART №4

**DISTRIBUTION OF THE MONTHLY AVERAGE NUMBER OF GEORGIAN RESIDENT VISITORS OF AGE 15 YEARS OR MORE BY GENDER IN III QUARTER, 2023 YEAR**



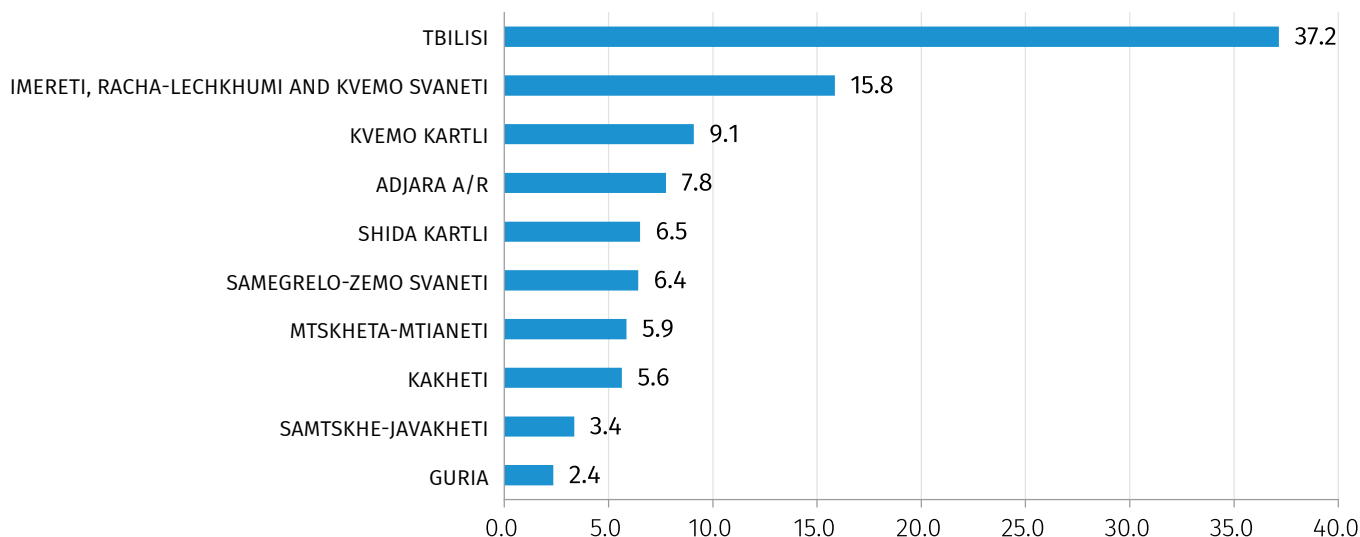
According to the survey results, 37.2 percent of visitors are the residents of Tbilisi, 15.8 percent - Imereti, Racha-Lechkhumi and Kvemo Svaneti, 9.1 percent - Kvemo Kartli region, while the rest of the regions are represented by the lower share in the structure.

The chart №5 illustrates the distribution of the monthly average number of Georgian residents of age 15 years or more by the place of residence.

14.12.2023

CHART №5

## DISTRIBUTION OF THE MONTHLY AVERAGE NUMBER OF GEORGIAN RESIDENT VISITORS OF AGE 15 YEARS OR MORE BY THE PLACE OF RESIDENCE IN III QUARTER, 2023 YEAR, %



In the III quarter of 2023 the main purpose of majority visits (43.7 percent) was visiting friends/relatives.

TABLE №1

## DISTRIBUTION OF THE MONTHLY AVERAGE NUMBER OF VISITS MADE BY THE GEORGIAN RESIDENTS OF AGE 15 YEARS OR MORE ON THE TERRITORY OF GEORGIA BY THE MAIN PURPOSE OF THE VISIT IN III QUARTER, 2023 YEAR, THOUSAND

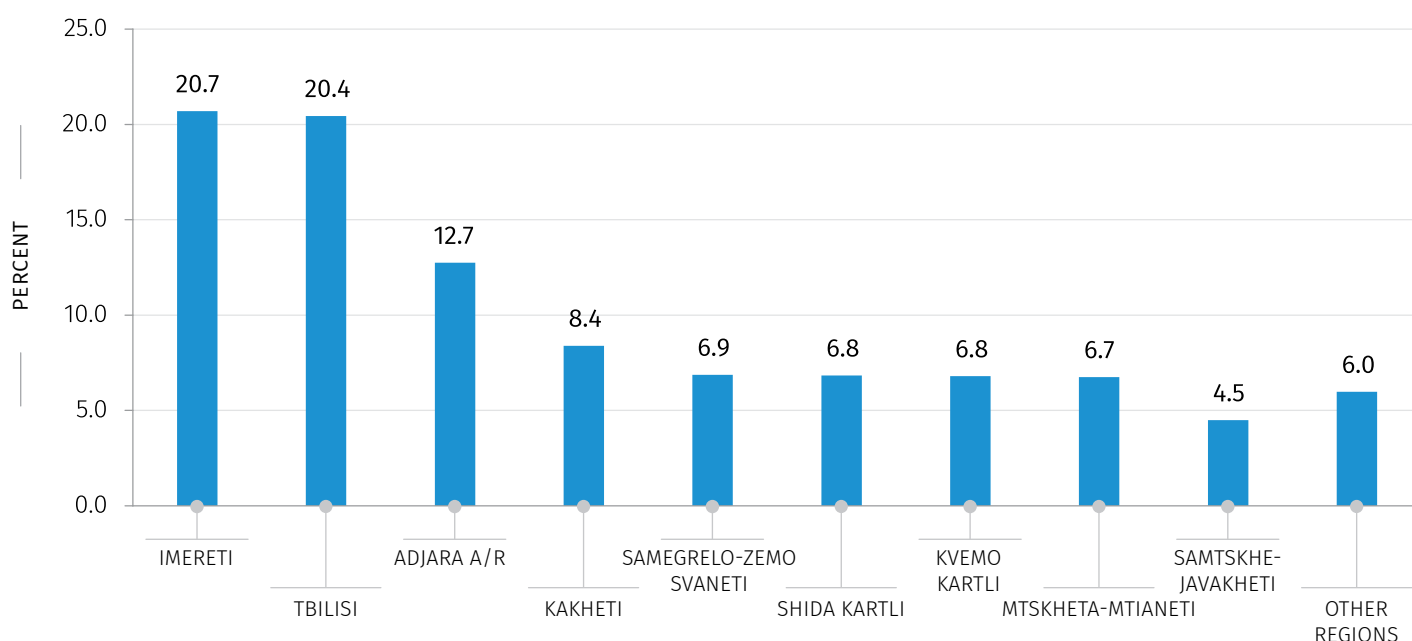
MAIN PURPOSE	NUMBER OF VISITS	SHARE, %
Visiting friends/relatives	772.1	43.7
Shopping	305.5	17.3
Holiday, Leisure, Recreation	291.9	16.5
Visiting other house (cottage, etc.)	168.7	9.6
Health and Medical Care	144.7	8.2
Business or Professional	36.4	2.1
Other	47.5	2.7
<b>TOTAL</b>	<b>1 766.7</b>	<b>100.0</b>

14.12.2023

In the reporting period majority of the visits comes on Imereti region (average 368.7 thousand visits per month) and Tbilisi (364.3 thousand visits per month). The chart №6 shows the monthly average number of visits by the visited regions.

CHART №6

**DISTRIBUTION OF THE MONTHLY AVERAGE NUMBER OF VISITS MADE BY THE GEORGIAN RESIDENTS OF AGE 15 YEARS OR MORE ON THE TERRITORY OF GEORGIA BY THE VISITED REGIONS IN III QUARTER, 2023 YEAR**

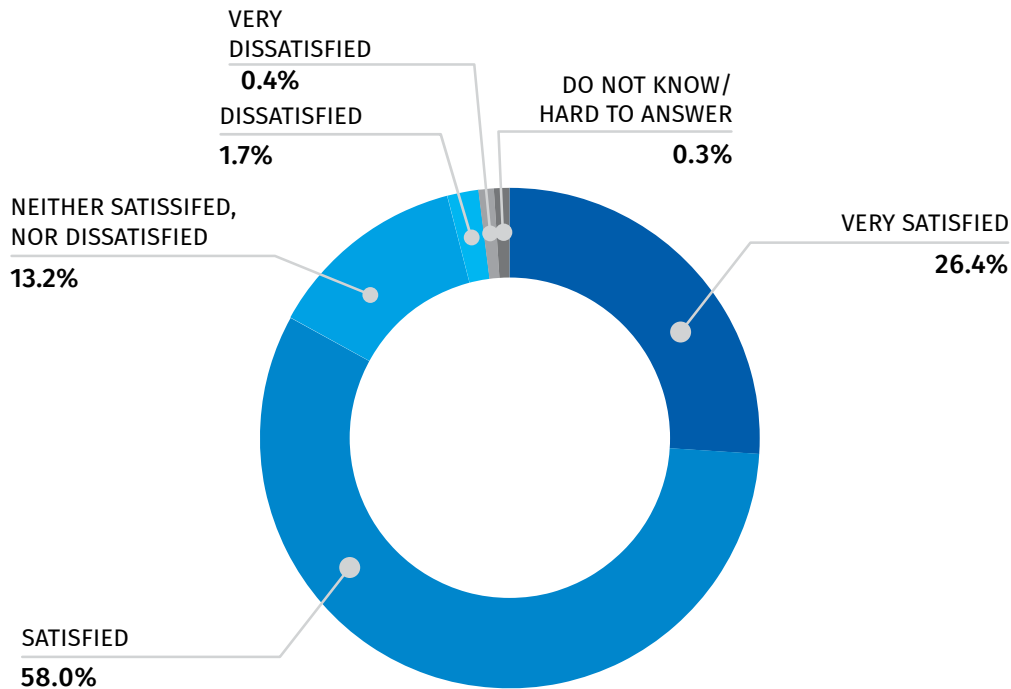


The chart №7 illustrates the distribution of the number of visits carried out by Georgian residents of age 15 years or more by the level of satisfaction.

14.12.2023

CHART №7

**DISTRIBUTION OF THE MONTHLY AVERAGE NUMBER OF VISITS MADE BY THE GEORGIAN RESIDENTS OF AGE 15 YEARS OR MORE ON THE TERRITORY OF GEORGIA BY THE SATISFACTION LEVEL IN III QUARTER, 2023 YEAR**



In the III quarter of 2023 the monthly average expenditure during the visits equaled to 366.2 million GEL. This indicator is 5.8 percent higher than the indicator of the relevant period of the previous year. As for the average expenditure per visit it has been decreased by 11.9 percent and equaled to 207.3 GEL.

14.12.2023

TABLE №2

**DISTRIBUTION OF THE MONTHLY AVERAGE EXPENDITURE SPENT BY GEORGIAN RESIDENT VISITORS OF AGE 15 YEARS OR MORE DURING THE VISITS ON THE TERRITORY OF GEORGIA BY EXPENDITURE CATEGORIES IN III QUARTER, 2023 YEAR**

EXPENDITURE CATEGORIES	EXPENDITURE (MLN. GEL)	SHARE, %	AVERAGE EXPENDITURE PER VISIT (GEL)
Foods and drinks	112.1	30.6	63.5
Shopping	108.5	29.6	61.4
Transport	70.7	19.3	40.0
Accommodation	34.4	9.4	19.5
Holiday, leisure, recreation, cultural and sporting activities	5.5	1.5	3.1
Other expenditure	35.0	9.6	19.8
<b>TOTAL EXPENDITURE</b>	<b>366.2</b>	<b>100.0</b>	<b>207.3</b>

**Notice:** The discrepancy between the totals and the sum in some cases can be explained by using rounded data.

**CONTACT PERSONS:**

Davit Zhorzholiani, Tel: (+995 32) 2 36 72 10 (601) E-mail: [dzhorzholiani@geostat.ge](mailto:dzhorzholiani@geostat.ge)

Mariam Kavelashvili, Tel.: (+995 32) 2 36 72 10 (020), E-mail: [mkavelashvili@geostat.ge](mailto:mkavelashvili@geostat.ge)