



NATIONAL STATISTICS OFFICE OF GEORGIA

AVERAGE MONTHLY NOMINAL EARNINGS OF EMPLOYEES

2023 III QUARTER



15.12.2023
www.geostat.ge

Other expenses

15.12.2023

AVERAGE MONTHLY NOMINAL EARNINGS OF EMPLOYEES

(III QUARTER, 2023)

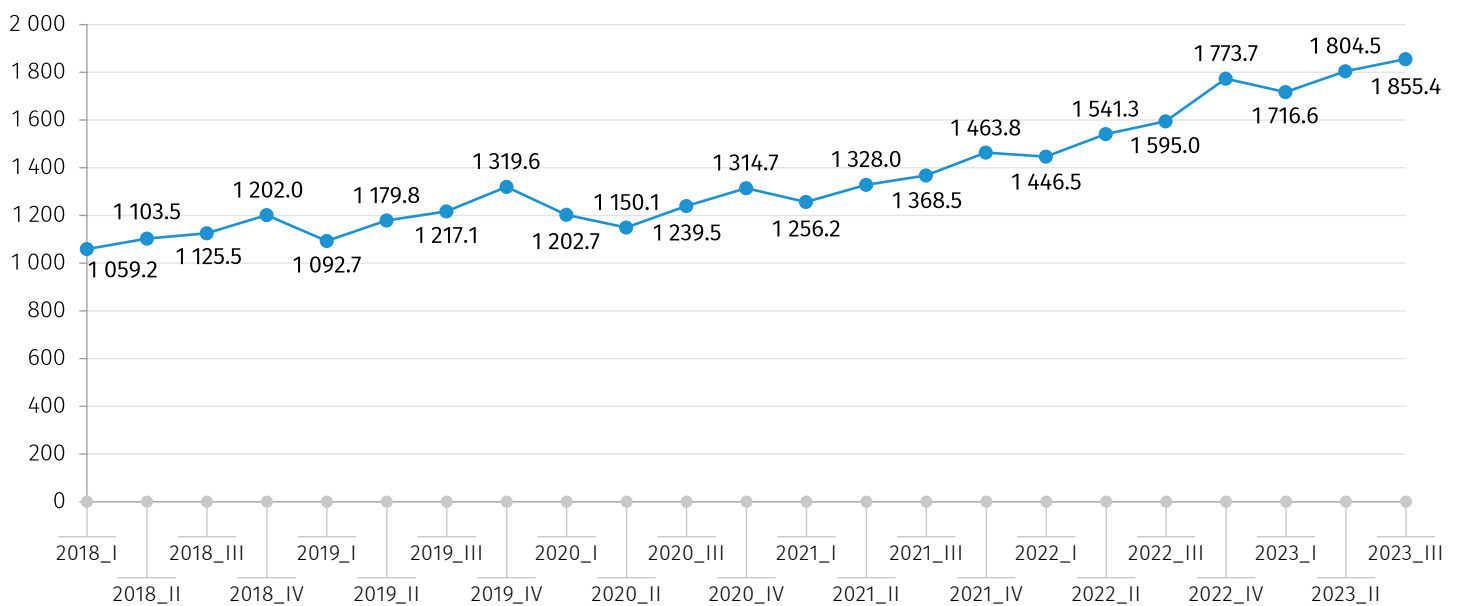
In the III quarter of 2023, the average monthly nominal earnings in Georgia increased by 16.3 percent (260.4 Gel) compared to the same quarter of the previous year and amounted to 1 855.4 Gel.

The chart below presents the distribution of the average monthly earnings of employees in 2018-2023, by quarters.

CHART №1

AVERAGE MONTHLY EARNINGS BY QUARTERS

(GEL)



According to the economic activity the highest monthly earnings were observed in the following fields:

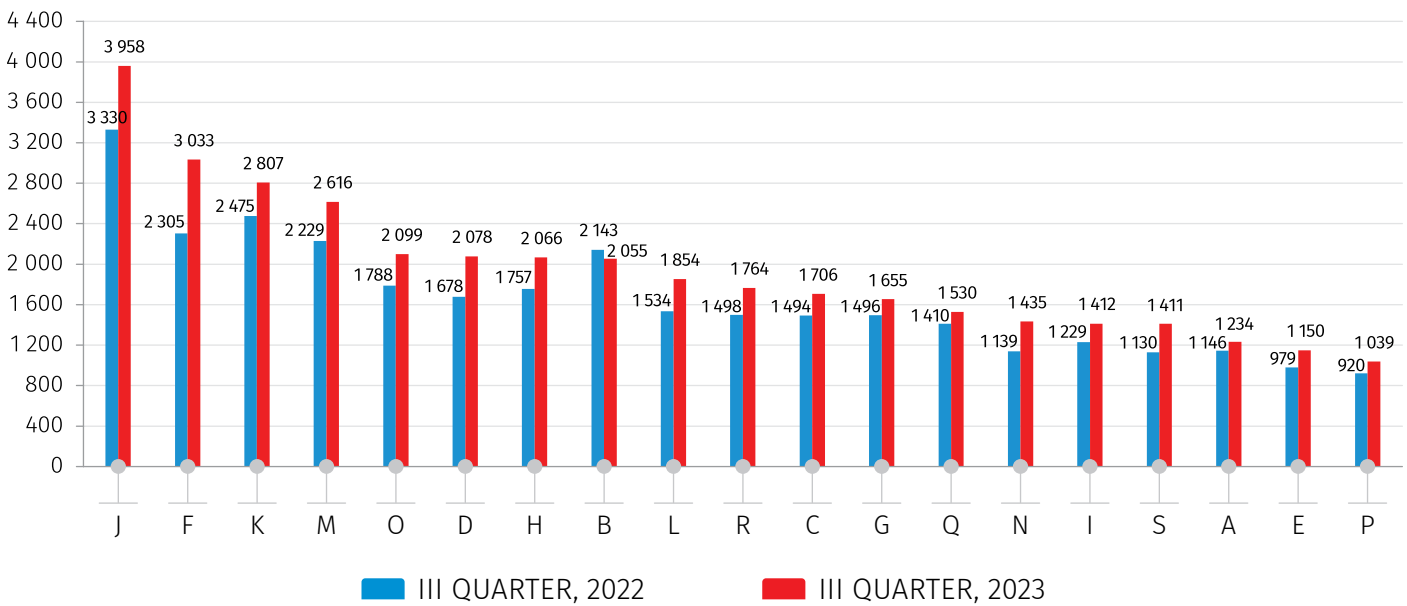
- Information and communication – 3 958.1 Gel (increased by 18.8 percent compared to the corresponding period of the previous year)
- Construction – 3 033.4 Gel (increased by 31.6 percent)
- Financial and insurance activities – 2 806.7 Gel (increased by 13.4 percent)
- Professional, scientific and technical activities – 2 615.6 Gel (increased by 17.3 percent)

15.12.2023

The chart below presents the distribution of the average monthly earnings by economic activity in the III quarter of 2022-2023.

CHART №2

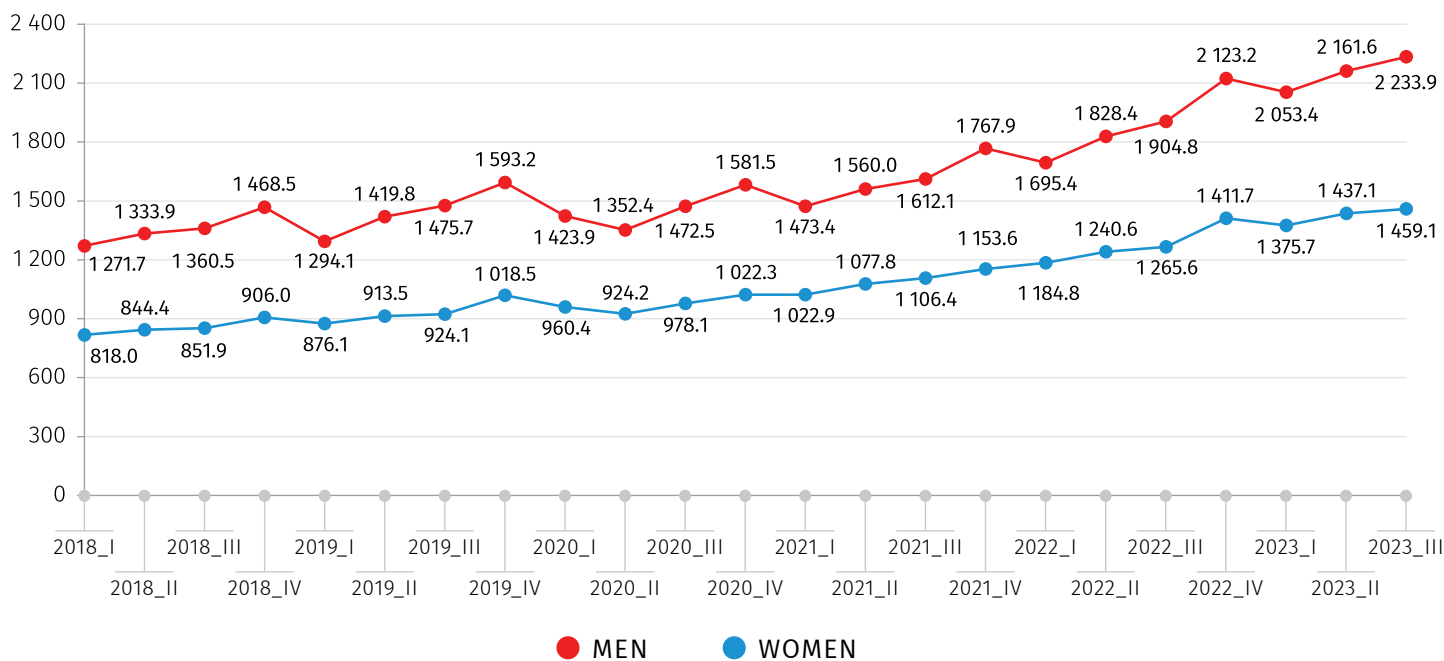
**AVERAGE MONTHLY EARNINGS BY ECONOMIC ACTIVITY
IN THE III QUARTER OF 2022-2023
(GEL)**



In the III quarter of 2023, the average earnings equaled to 1 459.1 Gel for women, while 2 233.9 Gel for men. The annual growth of earnings amounted to 193.5 Gel (15.3%) for women and 329.1 Gel (17.3%) for men. In all sectors of the economy, the average monthly earnings of men were higher than women's.

The chart below presents the distribution of the average monthly earnings of employees by sex in 2018-2023, by quarters.

AVERAGE MONTHLY EARNINGS BY SEX (GEL)



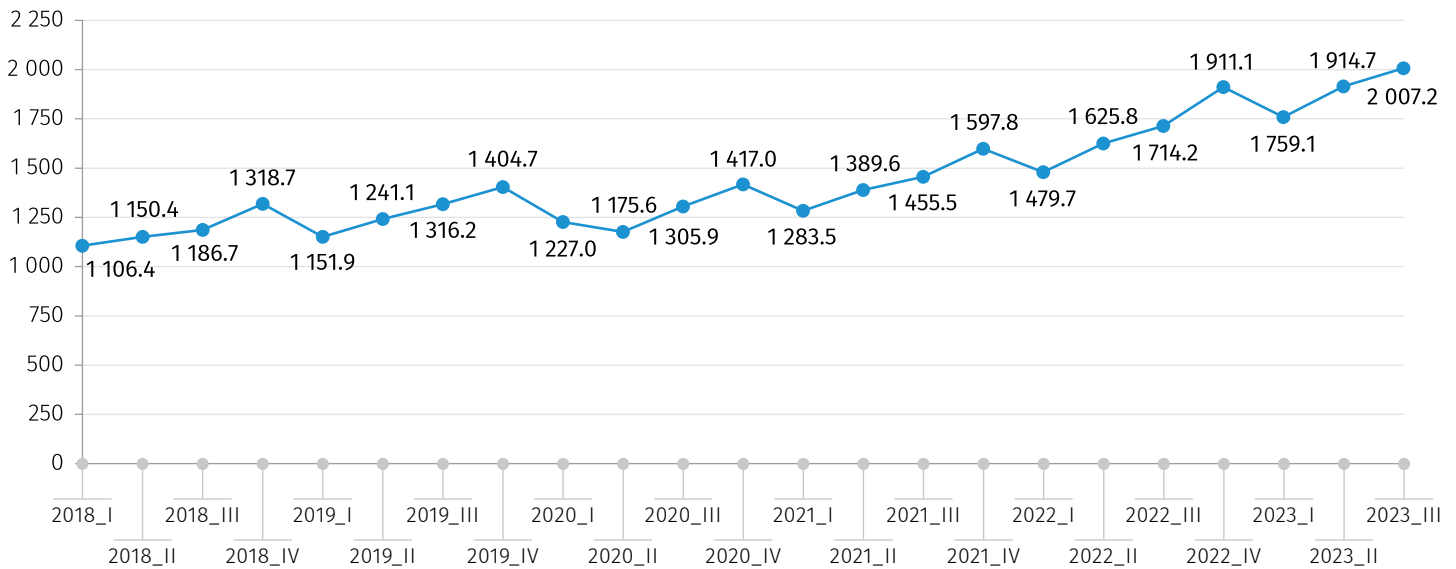
In the III quarter of 2023, the average monthly earnings of hired employees in the business sector increased by 293.0 Gel (17.1%) and equaled 2 007.2 Gel. According to the economic activity the highest monthly earnings were observed in Information and communication (4 073.1 Gel, increased by 18.6 percent compared to the corresponding period of the previous year) and Construction sections (3 037.0 Gel, increased by 31.8 percent).

The chart below presents the distribution of the average monthly earnings of employees in the business sector in 2018-2023, by quarters.

15.12.2023

CHART №4

**AVERAGE MONTHLY EARNINGS OF EMPLOYEES IN BUSINESS SECTOR
(GEL)**



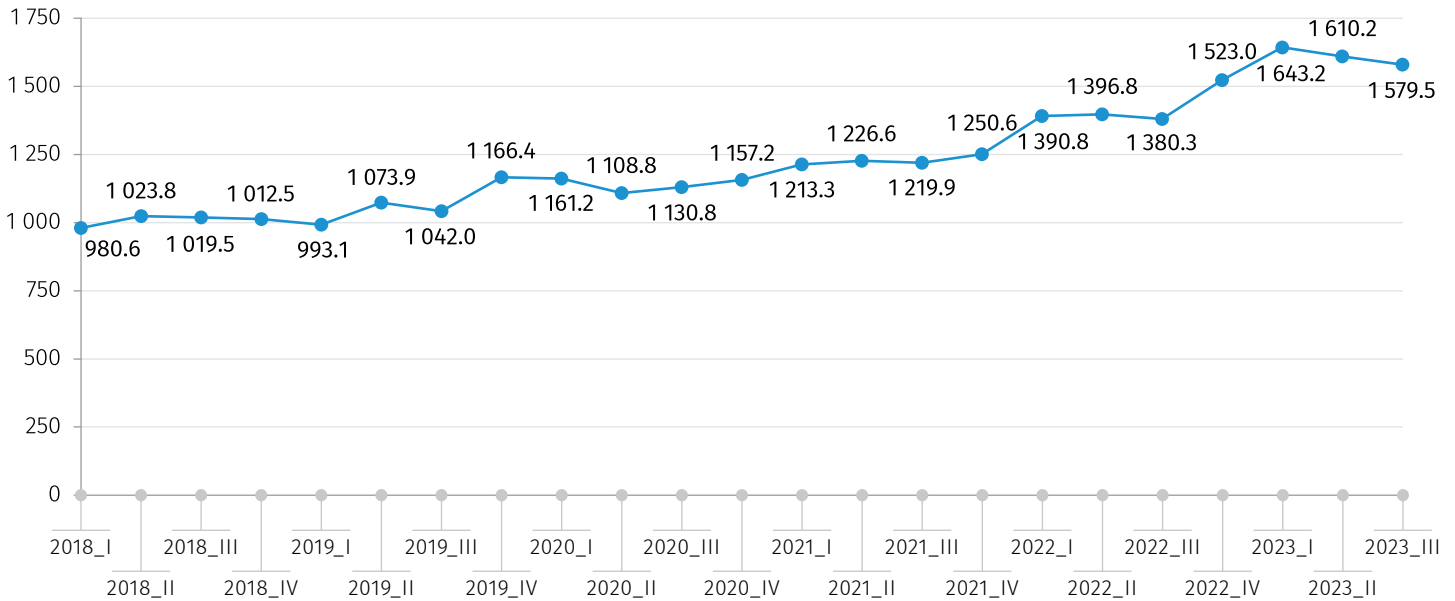
In the III quarter of 2023, compared to the same quarter of the previous year, the average monthly earnings of hired employees in the non-business and financial sector increased by 199.2 Gel (14.4%) and amounted to 1 579.5 Gel. According to the economic activity the highest monthly earnings were observed in the Financial and insurance activities.

The chart below presents the distribution of the average monthly earnings of employees in the non-business and financial sector in 2018-2023, by quarters.

15.12.2023

CHART №5

**AVERAGE MONTHLY EARNINGS OF EMPLOYEES IN NON-BUSINESS
AND FINANCIAL SECTOR
(GEL)**



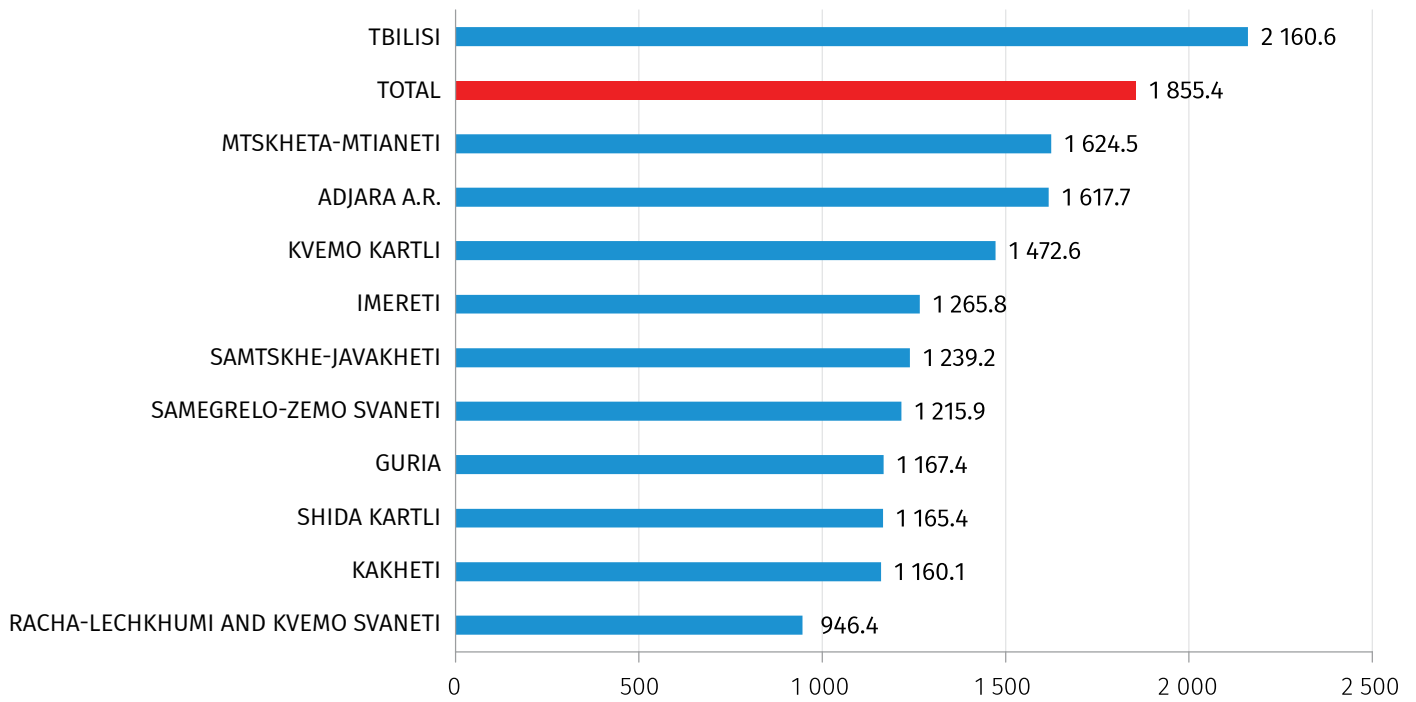
Tbilisi and Mtskheta-Mtianeti regions are leading regions by amount of the average earnings.

The chart below presents the distribution of the average monthly nominal earnings of employees by regions in the III quarter of 2023.

15.12.2023

CHART №6

AVERAGE MONTHLY NOMINAL EARNINGS OF EMPLOYEES BY REGIONS*
(GEL)



*Some enterprises and organizations are represented by the location of the head office.

15.12.2023

NOTES

Classification of the economic activities used in the release is based on the European standard **NACE rev.2**

Definition of Sections:

A	Agriculture, forestry and fishing
B	Mining and quarrying
C	Manufacturing
D	Electricity, gas, steam and air conditioning supply
E	Water supply, sewerage, waste management and remediation activities
F	Construction
G	Wholesale and retail trade; repair of motor vehicles and motorcycles
H	Transportation and storage
I	Accommodation and food service activities
J	Information and communication
K	Financial and insurance activities
L	Real estate activities
M	Professional, scientific and technical activities
N	Administrative and support service activities
O	Public administration and defence; compulsory social security
P	Education
Q	Human health and social work activities
R	Arts, entertainment and recreation
S	Other service activities

CONTACT PERSONS:

Vasil Tsakadze, Tel.: (+995 32) 236 72 10 (600). E-mail: vtsakadze@geostat.ge

Mariam Kavelashvili, Tel.: (+995 32) 236 72 10 (020). E-mail: mkavelashvili@geostat.ge