



NATIONAL STATISTICS OFFICE OF GEORGIA

DOMESTIC TOURISM STATISTICS IN GEORGIA IV QUARTER, 2023



29.02.2024

www.geostat.ge

29.02.2024

DOMESTIC TOURISM SURVEY

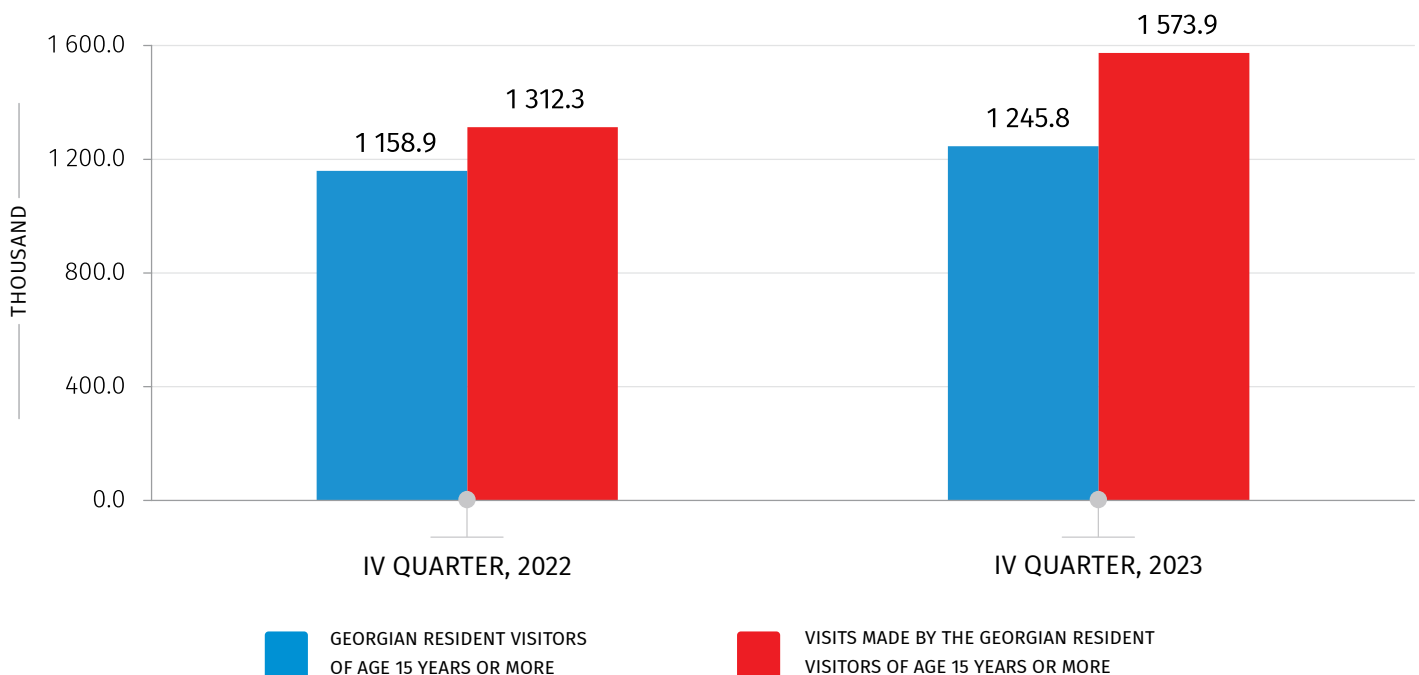
(IV QUARTER, 2023)

In the IV quarter of 2023 the monthly average number of Georgian resident visitors aged 15 years or more equaled 1 245.8 thousand and monthly average number of visits by those visitors on the territory of Georgia corresponded to 1 573.9 thousand. The monthly average number of visitors has increased by 7.5 percent, as for the number of visits, it has increased by 19.9 percent in comparison to the same period of the previous year.

The chart №1 illustrates the monthly average number of Georgian resident visitors of age 15 years or more and number of visits made by them.

CHART №1

DISTRIBUTION OF THE MONTHLY AVERAGE NUMBER OF GEORGIAN RESIDENT VISITORS OF AGE 15 YEARS OR MORE AND VISITS MADE BY THEM ON THE TERRITORY OF GEORGIA



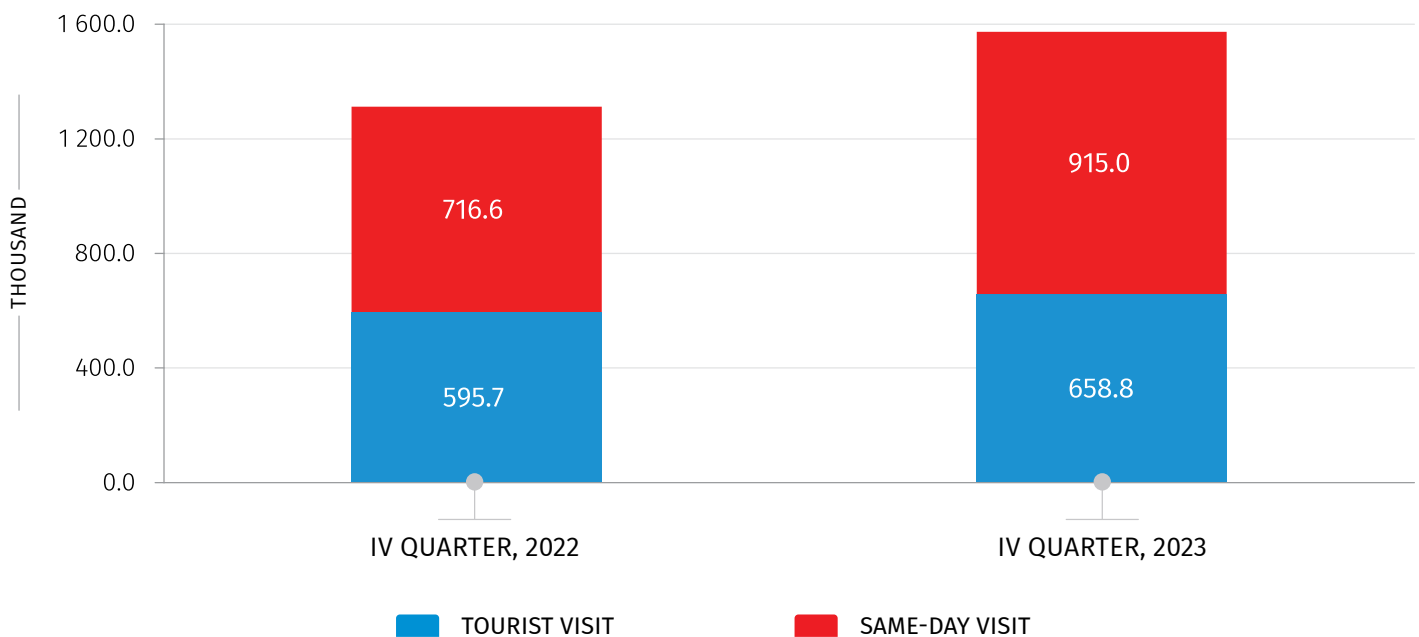
In the IV quarter of 2023 the monthly average number of tourist visits of Georgian residents amounted to 658.8 thousand, which is 10.6 percent higher than the respective figure of the previous year. The chart №2 illustrates the distribution of monthly average number of visits made by Georgian resident visitors by the type of visit.

NATIONAL STATISTICS OFFICE OF GEORGIA

29.02.2024

CHART №2

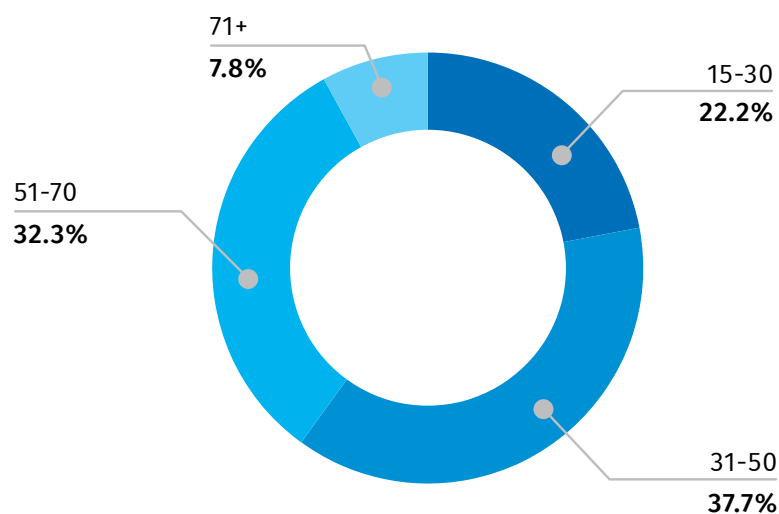
DISTRIBUTION OF THE MONTHLY AVERAGE NUMBER OF VISITS MADE BY THE GEORGIAN RESIDENTS OF AGE 15 YEARS OR MORE ON THE TERRITORY OF GEORGIA BY THE TYPE OF VISIT



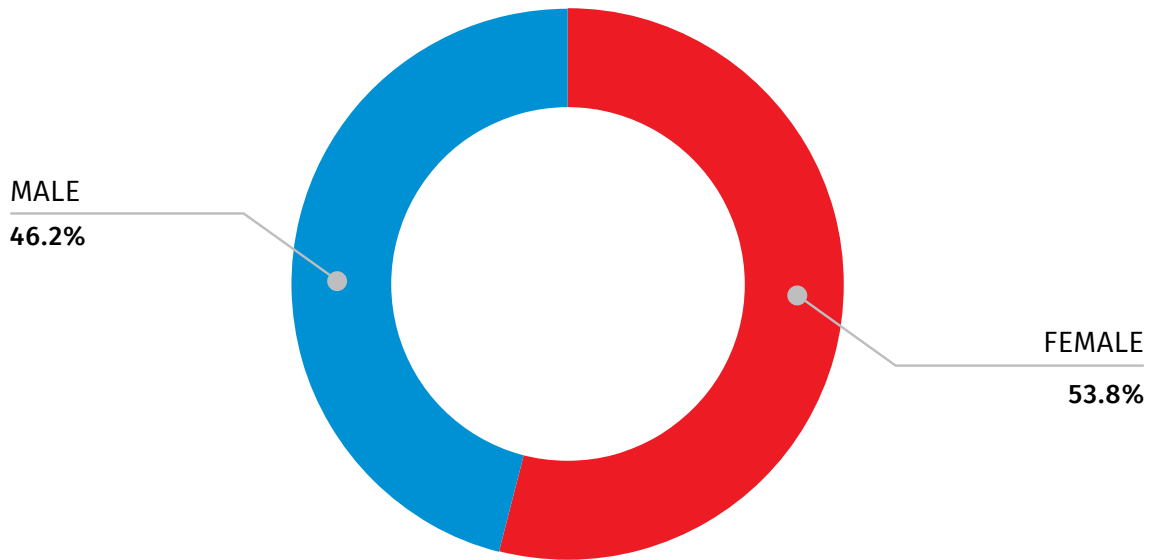
In the IV quarter of 2023, 37.7 percent of the visitors belonged to the age group of 31-50. Herewith, women accounted for 53.8 percent of the total number of visitors.

CHART №3

DISTRIBUTION OF THE MONTHLY AVERAGE NUMBER OF GEORGIAN RESIDENT VISITORS OF AGE 15 YEARS OR MORE BY THE AGE GROUPS IN THE IV QUARTER OF 2023 YEAR



DISTRIBUTION OF THE MONTHLY AVERAGE NUMBER OF GEORGIAN RESIDENT VISITORS OF AGE 15 YEARS OR MORE BY GENDER IN THE IV QUARTER OF 2023 YEAR



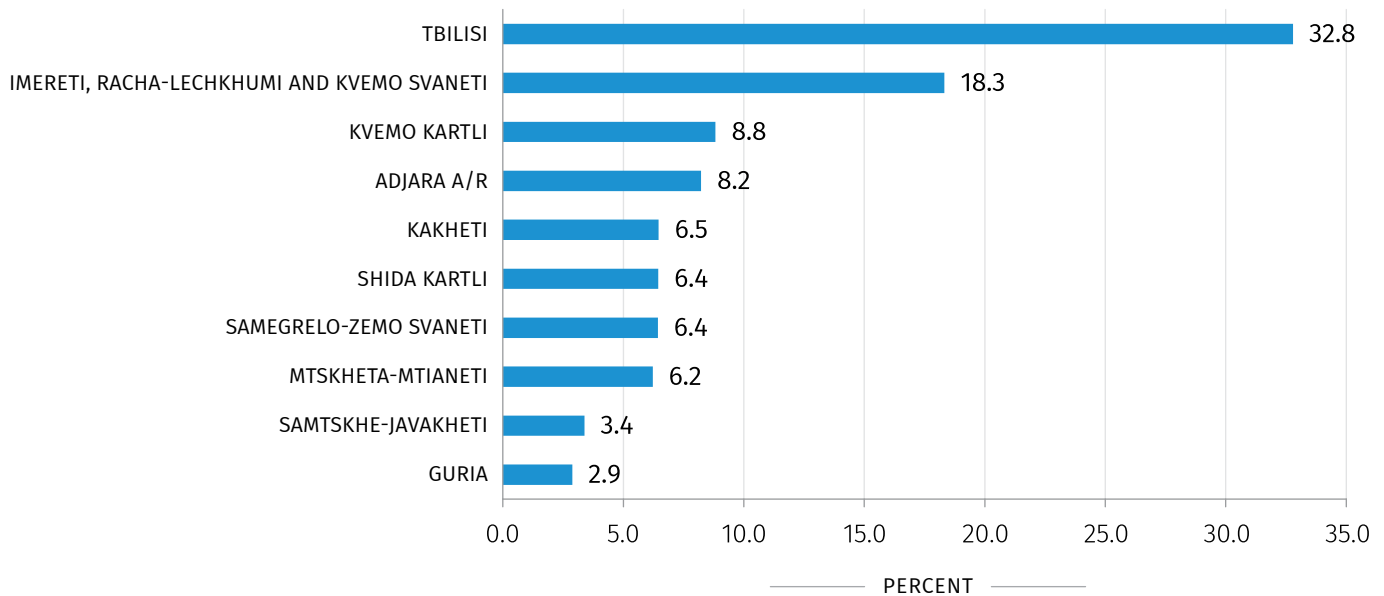
According to the survey results, 32.8 percent of visitors are the residents of Tbilisi, 18.3 percent - Imereti, Racha-Lechkhumi and Kvemo Svaneti, 8.8 percent - Kvemo Kartli region, while the rest of the regions are represented by the lower shares in the structure.

The chart №5 illustrates the distribution of the monthly average number of Georgian residents of age 15 years or more by the place of residence.

29.02.2024

CHART №5

DISTRIBUTION OF THE MONTHLY AVERAGE NUMBER OF GEORGIAN RESIDENT VISITORS OF AGE 15 YEARS OR MORE BY THE PLACE OF RESIDENCE IN THE IV QUARTER OF 2023 YEAR



In the IV quarter of 2023 the main purpose of majority of visits (50.6 percent) was visiting friends/relatives.

TABLE №1

DISTRIBUTION OF THE MONTHLY AVERAGE NUMBER OF VISITS MADE BY THE GEORGIAN RESIDENTS OF AGE 15 YEARS OR MORE ON THE TERRITORY OF GEORGIA BY THE MAIN PURPOSE OF THE VISIT IN THE IV QUARTER, 2023, THOUSAND

MAIN PURPOSE	NUMBER OF VISITS	SHARE, %
Visiting friends/relatives	796.4	50.6
Shopping	283.3	18.0
Holiday, Leisure, Recreation	145.7	9.3
Health and Medical Care	134.3	8.5
Visiting other house (cottage, etc.)	124.3	7.9
Business or Professional	42.9	2.7
Other	46.9	3.0
TOTAL	1 573.9	100.0

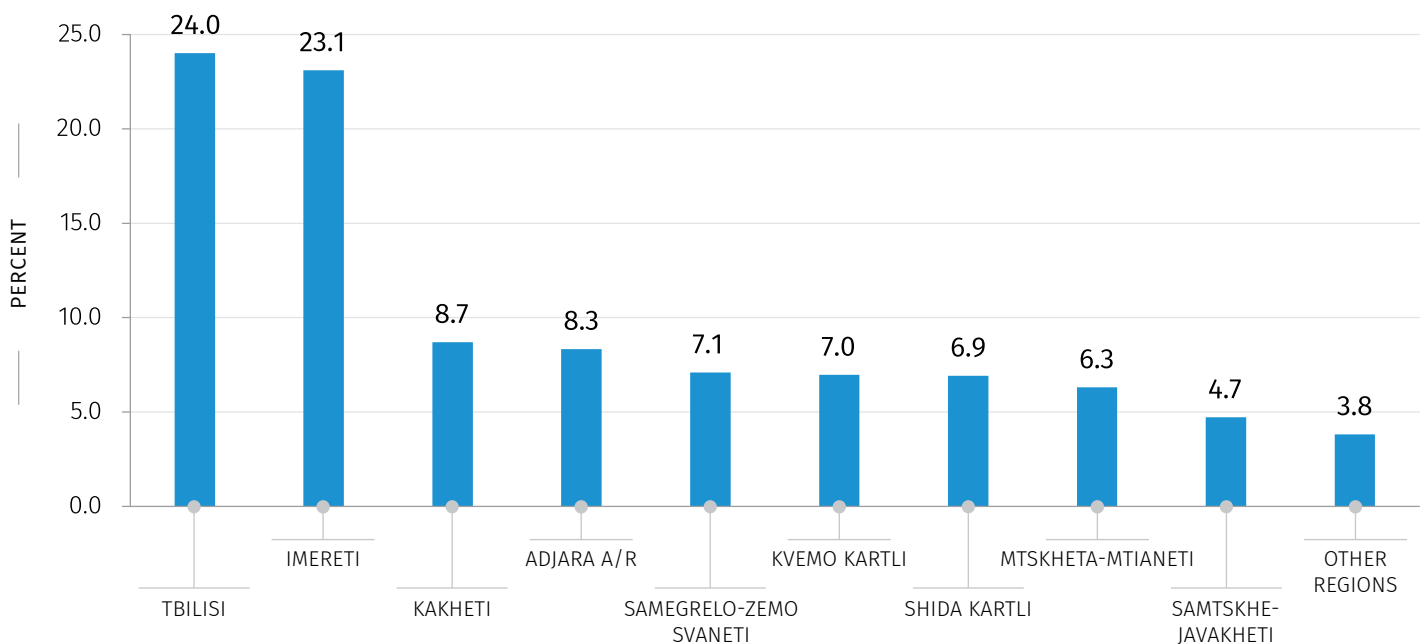
NATIONAL STATISTICS OFFICE OF GEORGIA

29.02.2024

In the reporting period majority of the visits were made in Tbilisi (average 380.4 thousand visits per month) and Imereti region (365.9 thousand visits per month). The chart №6 shows the monthly average number of visits by the visited regions.

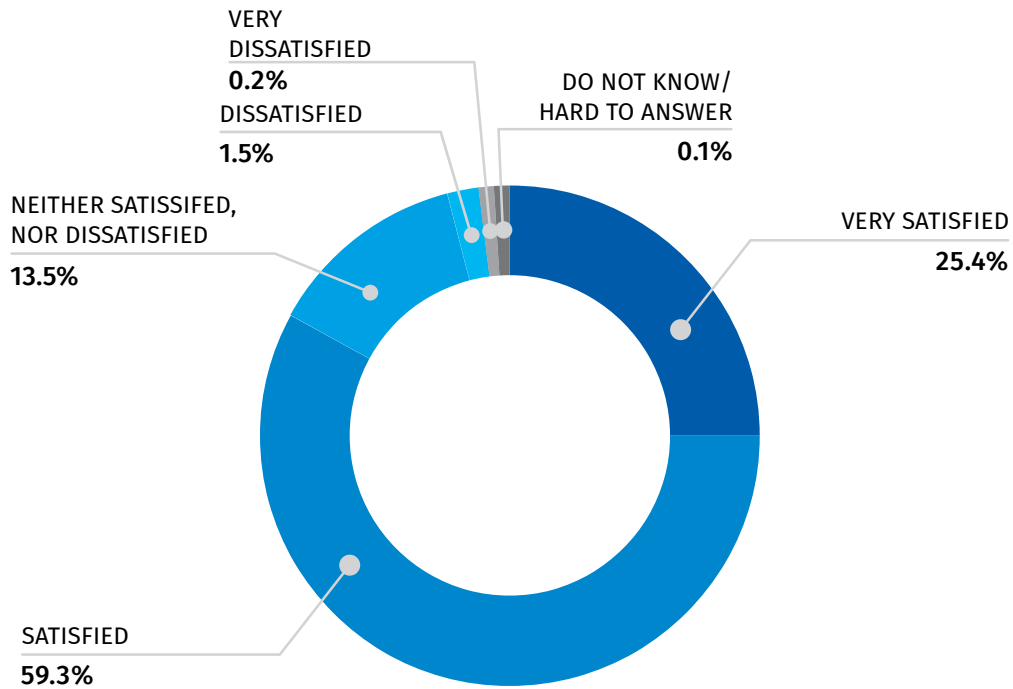
CHART №6

DISTRIBUTION OF THE MONTHLY AVERAGE NUMBER OF VISITS MADE BY THE GEORGIAN RESIDENTS OF AGE 15 YEARS OR MORE ON THE TERRITORY OF GEORGIA BY THE VISITED REGIONS IN THE IV QUARTER OF 2023 YEAR



The chart №7 illustrates the distribution of the number of visits carried out by Georgian residents of age 15 years or more by the level of satisfaction.

DISTRIBUTION OF THE MONTHLY AVERAGE NUMBER OF VISITS MADE BY THE GEORGIAN RESIDENTS OF AGE 15 YEARS OR MORE ON THE TERRITORY OF GEORGIA BY THE SATISFACTION LEVEL IN THE IV QUARTER OF 2023 YEAR



In the IV quarter of 2023 the monthly average expenditure during the visits equaled 267.6 million GEL. This indicator is 17.3 percent higher compared to the same figure of the previous year. As for the average expenditure per visit it decreased by 2.2 percent and equaled 170.0 GEL.

29.02.2024

TABLE №2

DISTRIBUTION OF THE MONTHLY AVERAGE EXPENDITURE SPENT BY GEORGIAN RESIDENT VISITORS OF AGE 15 YEARS OR MORE DURING THE VISITS ON THE TERRITORY OF GEORGIA BY EXPENDITURE CATEGORIES IN THE IV QUARTER, 2023

EXPENDITURE CATEGORIES	EXPENDITURE (MLN. GEL)	SHARE, %	AVERAGE EXPENDITURE PER VISIT (GEL)
Shopping	107.7	40.2	68.4
Foods and drinks	53.4	19.9	33.9
Transport	52.9	19.8	33.6
Accommodation	8.9	3.3	5.6
Holiday, leisure, recreation, cultural and sporting activities	2.8	1.1	1.8
Other expenditure	41.9	15.7	26.6
TOTAL EXPENDITURE	267.6	100.0	170.0

Notice: The discrepancy between the totals and the sum in some cases can be explained by using rounded data.

CONTACT PERSONS:

Daviti Zhorzholiani Tel.: (+995 32) 2 36 72 10 (601) E-mail: dzhorzholiani@geostat.ge

Mariam Kavelashvili Tel.: (+995 32) 2 36 72 10 (020), E-mail: mkavelashvili@geostat.ge