

**NATIONAL STATISTICS OFFICE OF GEORGIA**

# **INDICATORS OF THE LABOUR FORCE (EMPLOYMENT AND UNEMPLOYMENT)**

## **2023**



15.05.2024

[www.geostat.ge](http://www.geostat.ge)

15.05.2024

## INDICATORS OF THE LABOUR FORCE (EMPLOYMENT AND UNEMPLOYMENT)

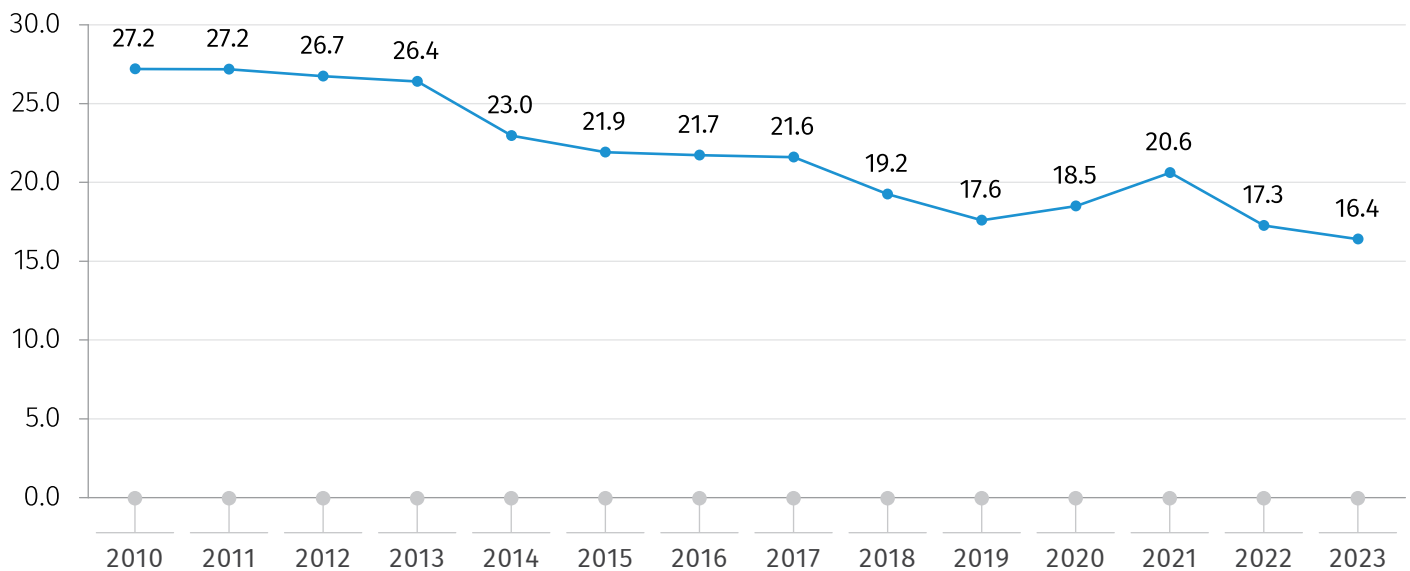
2023

In 2023 the unemployment rate in Georgia decreased by 0.9 percentage points compared to 2022 and amounted to 16.4 percent.

The chart below presents the unemployment rate by 2010-2023 years.

CHART №1

### UNEMPLOYMENT RATE IN GEORGIA (%)



## NATIONAL STATISTICS OFFICE OF GEORGIA

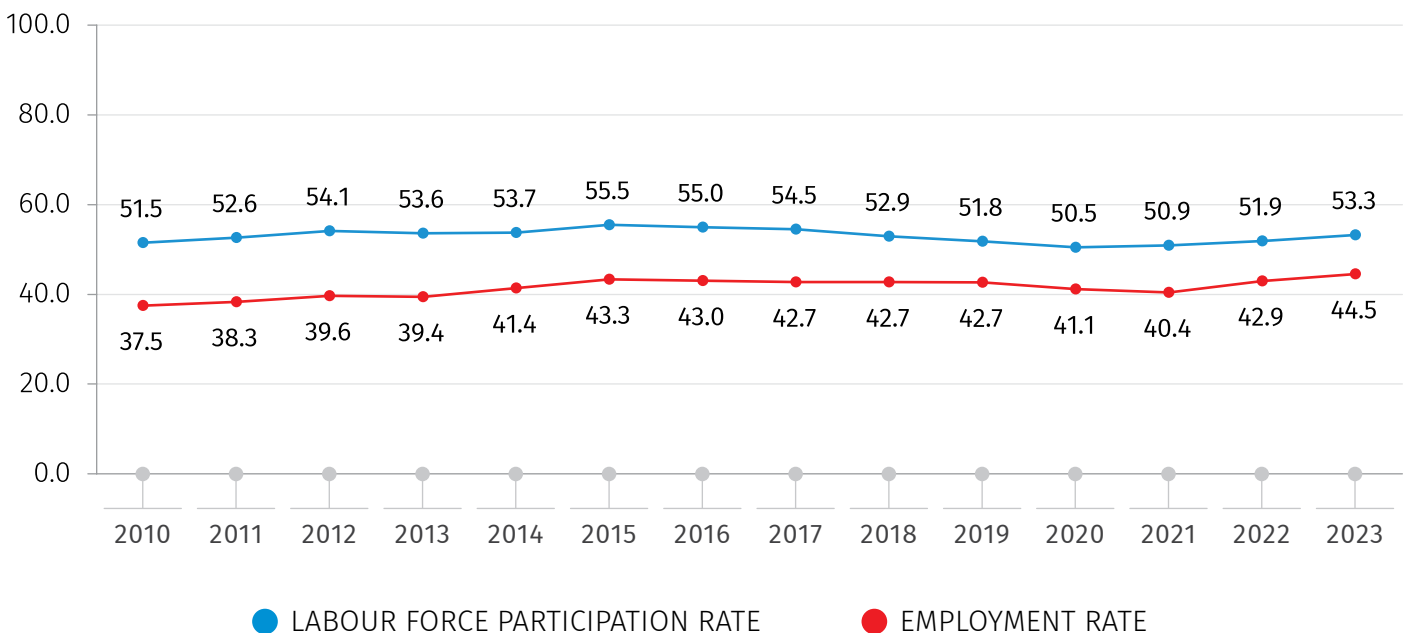
15.05.2024

In 2023 labour force participation rate (share of the labour force in the total population aged 15 and older) increased by 1.4 percentage points compared to the previous year and became 53.3 percent, while the employment rate increased by 1.6 percentage points and amounted to 44.5 percent. The Labour force participation rate in urban settlements increased by 1.1 percentage points, while in rural settlements - by 1.6 percentage points compared to the previous year. The employment rate in urban settlements as well as in rural areas increased by 1.3 and 1.9 percentage points and equaled 45.4 and 43.4 percent, respectively.

The chart below presents the labour force participation rate and the employment rate by 2010-2023 years.

CHART №2

**LABOUR FORCE PARTICIPATION RATE AND EMPLOYMENT RATE**  
(%)



## NATIONAL STATISTICS OFFICE OF GEORGIA

15.05.2024

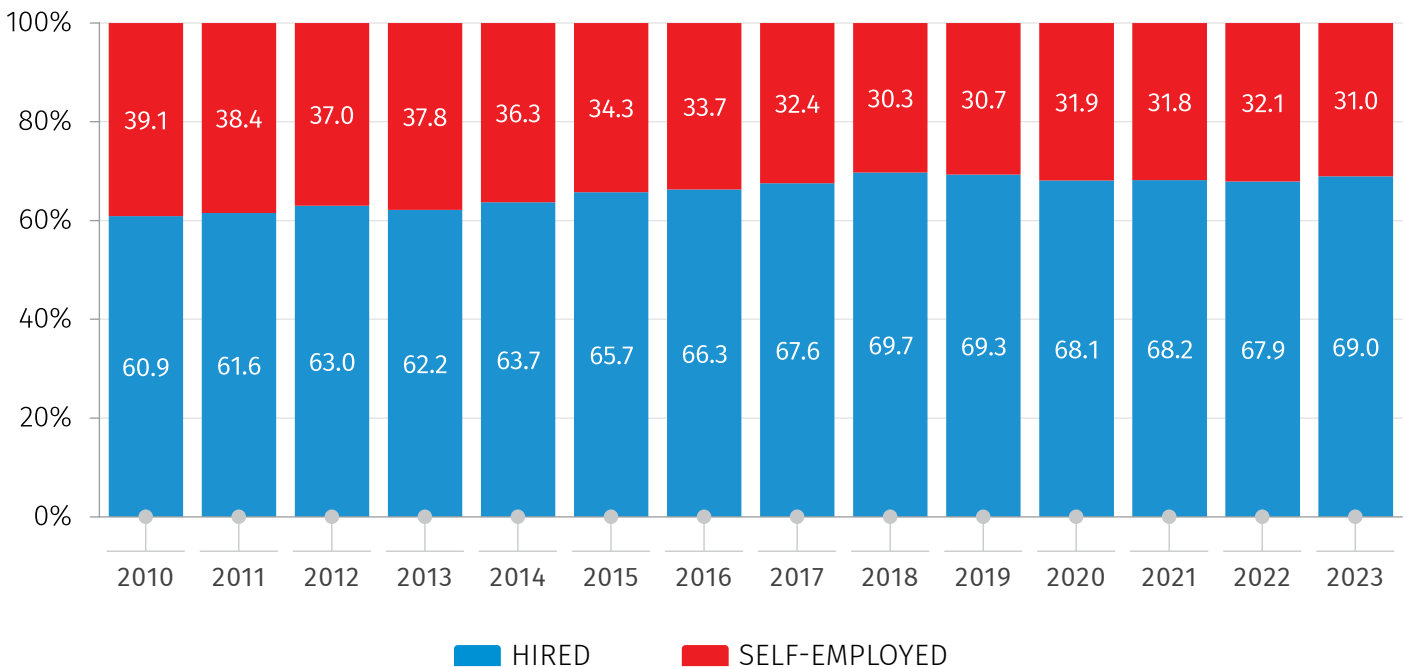
In 2023, the share of hired employees was 69.0 percent among employed persons, which is 1.1 percentage points higher than the previous year.

The chart below presents the distribution of employed by status in employment by 2010-2023 years.

CHART №3

### DISTRIBUTION OF EMPLOYED BY STATUS IN EMPLOYMENT

(%)



## NATIONAL STATISTICS OFFICE OF GEORGIA

15.05.2024

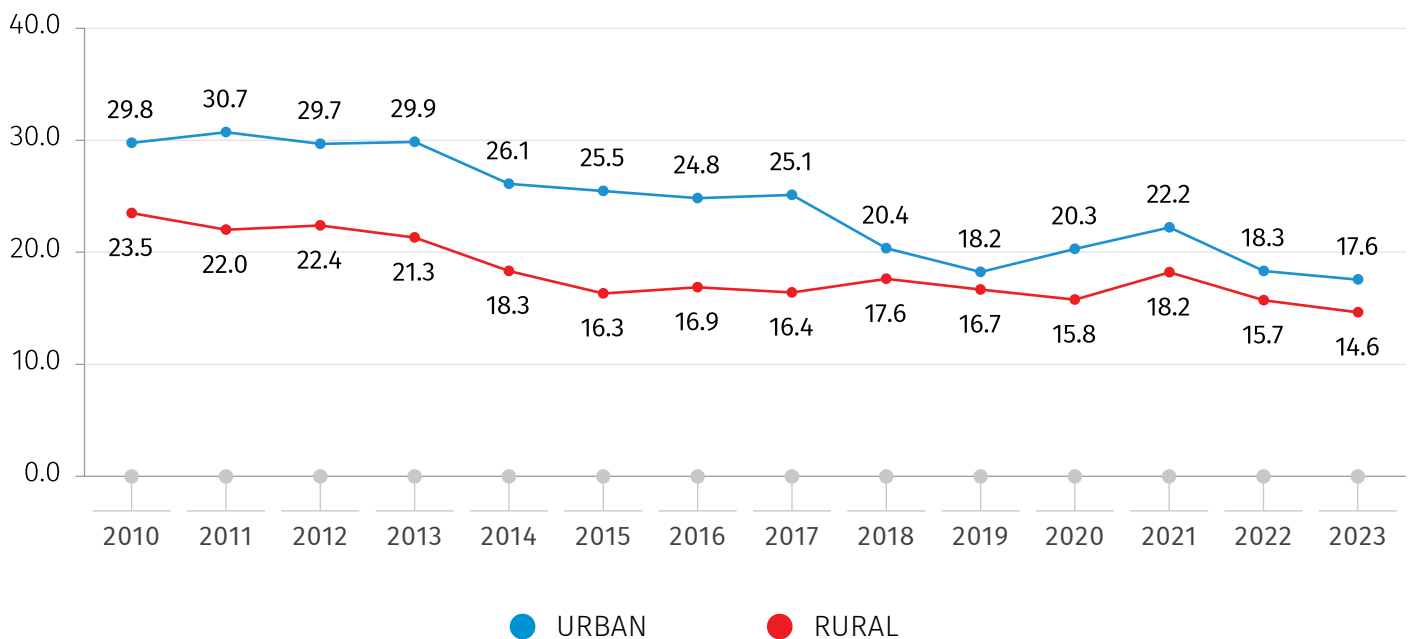
In 2023, the unemployment rate in urban settlements decreased by 0.8 percentage points compared to the previous year and in rural settlements - by 1.1 percentage points.

The chart below presents the unemployment rate in urban-rural areas by 2010-2023 years.

CHART №4

### UNEMPLOYMENT RATE BY URBAN-RURAL

(%)



## NATIONAL STATISTICS OFFICE OF GEORGIA

15.05.2024

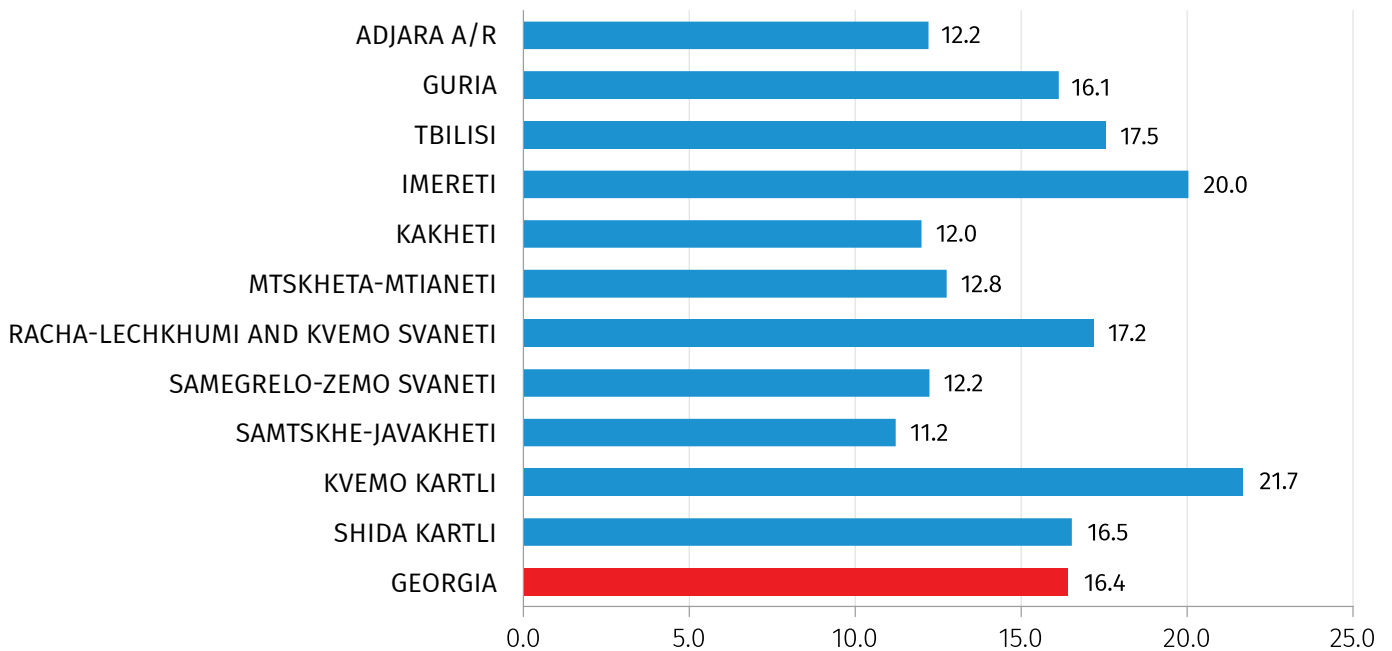
In 2023, compared to the previous year, the most significant decline in the unemployment rate was observed in Racha-Lechkhumi and Kvemo-Svaneti, Adjara and Tbilisi regions by 7.7, 6.2 and 2.0 percentage points, respectively.

The chart below presents the unemployment rates in 2023 by region.

CHART №5

### UNEMPLOYMENT RATE BY REGION

(%)



## NATIONAL STATISTICS OFFICE OF GEORGIA

15.05.2024

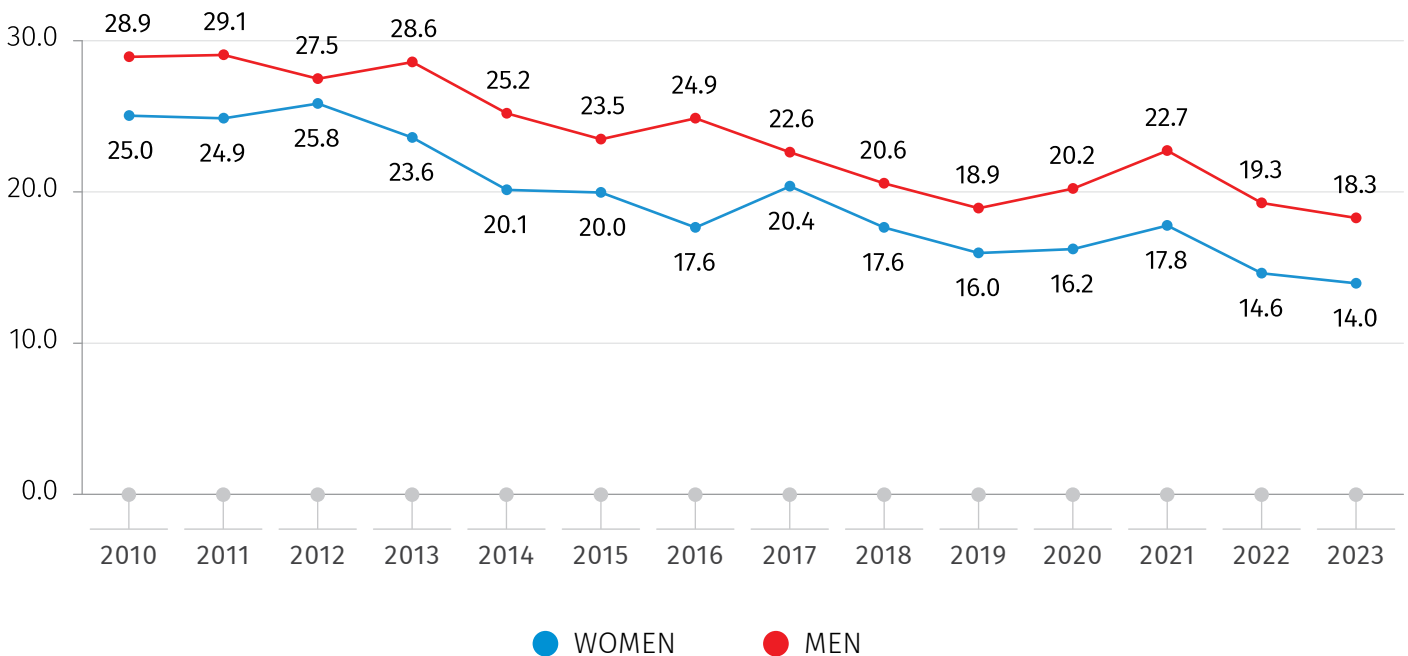
Traditionally, the unemployment rate is higher for men than for women. In 2023, compared to the previous year this indicator decreased for women by 0.7 percentage points and by 1.0 percentage points for men.

The chart below presents the unemployment rate by sex for 2010-2023 years.

CHART №6

### UNEMPLOYMENT RATE BY SEX

(%)



## NATIONAL STATISTICS OFFICE OF GEORGIA

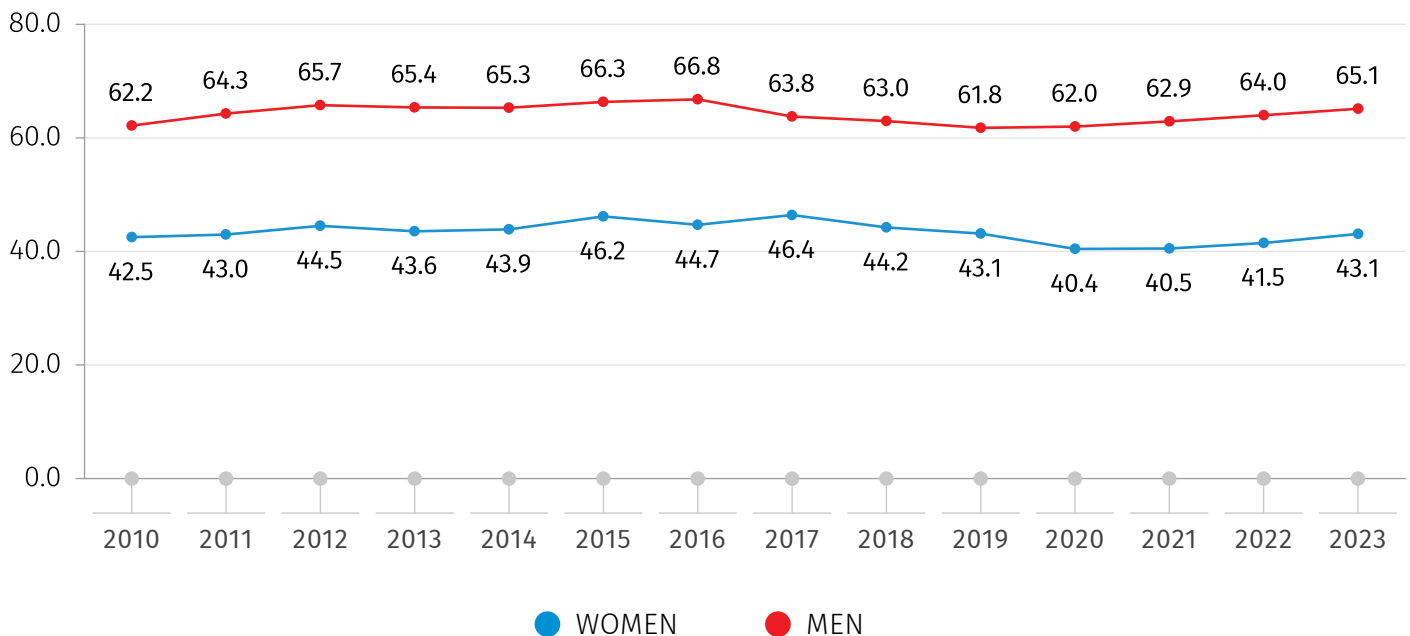
15.05.2024

The labour force participation rate is higher for men than for women. In 2023 the indicator for women was 43.1 percent and for men – 65.1 percent. The labour force participation rate for women increased by 1.6, while that increased by 1.1 percentage points for men, compared to the previous year.

The chart below presents the labour force participation rate by sex for 2010-2023 years.

CHART №7

**LABOUR FORCE PARTICIPATION RATE BY SEX**  
(%)





## NATIONAL STATISTICS OFFICE OF GEORGIA

15.05.2024

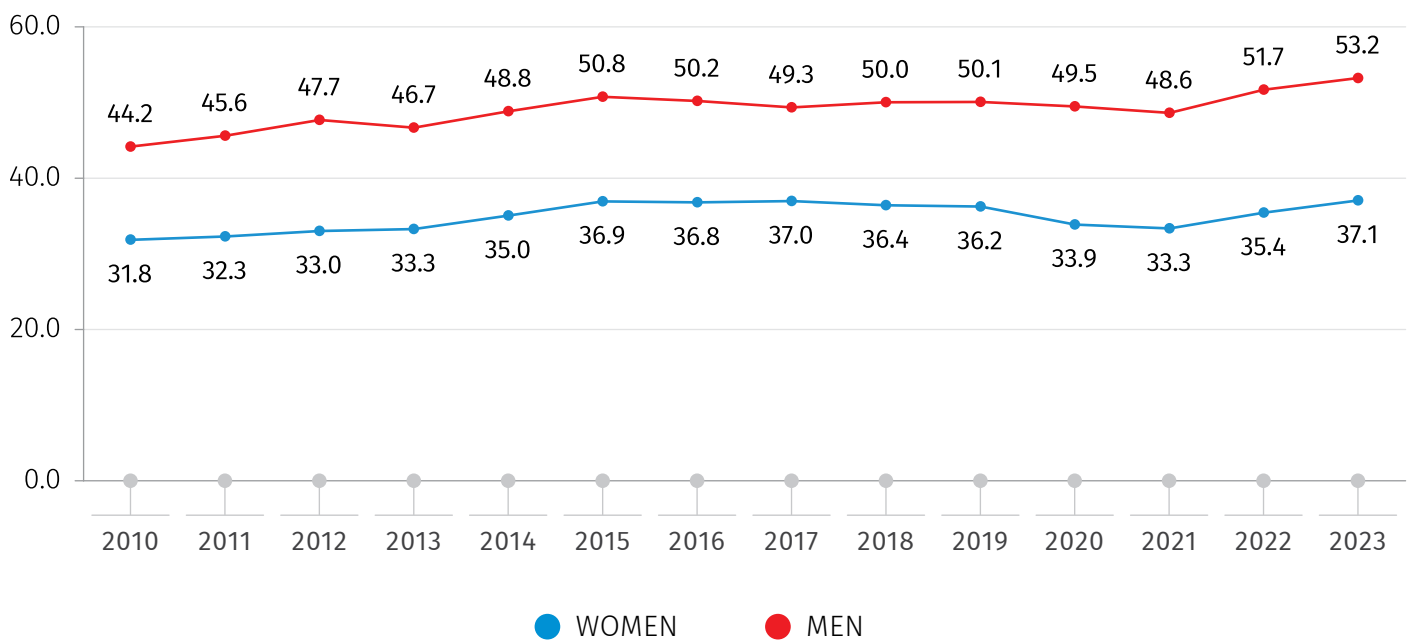
In 2023 the employment rate for women, as well as for men increased by 1.6 percentage points, respectively, compared to the previous year.

The chart below presents the employment rate by sex for 2010-2023 years.

CHART №8

### EMPLOYMENT RATE BY SEX

(%)



15.05.2024

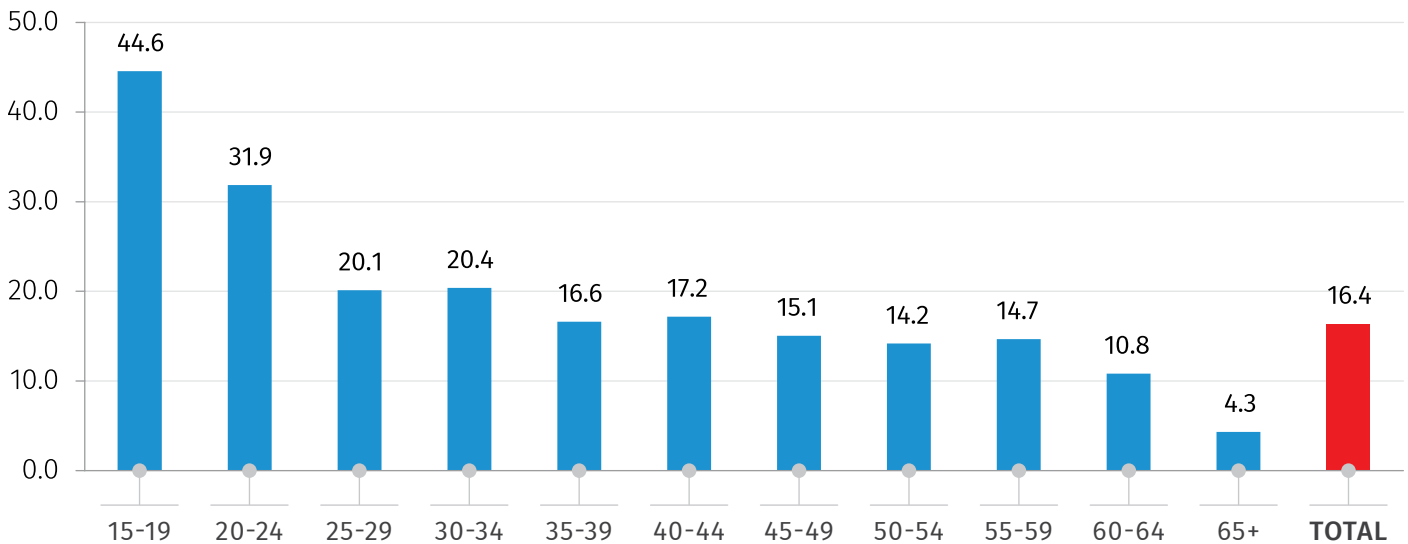
In 2023, the highest rate of unemployment was in the age group of 15-19 years (44.6 percent), while this indicator is traditionally the lowest in the 65+ age group (4.3 percent) due to the low activity of the population in this age group.

The chart below presents the unemployment rate by age groups in 2023 year.

CHART №9

### UNEMPLOYMENT RATE BY AGE GROUPS

(%)



#### CONTACT PERSON:

Vasil Tsakadze, Tel.: (+995 32) 236 72 10 (600), E-mail: [vtsakadze@geostat.ge](mailto:vtsakadze@geostat.ge)

Mariam Kavelasvili, Tel.: (+995 32) 236 72 10 (020), E-mail: [mkavelashvili@geostat.ge](mailto:mkavelashvili@geostat.ge)