

NATIONAL STATISTICS OFFICE OF GEORGIA

**SURVEY RESULTS FOR LIVESTOCK
SLAUGHTERHOUSES, GRAIN STORAGE
ELEVATORS AND COLD STORAGE FACILITIES
I QUARTER, 2024**



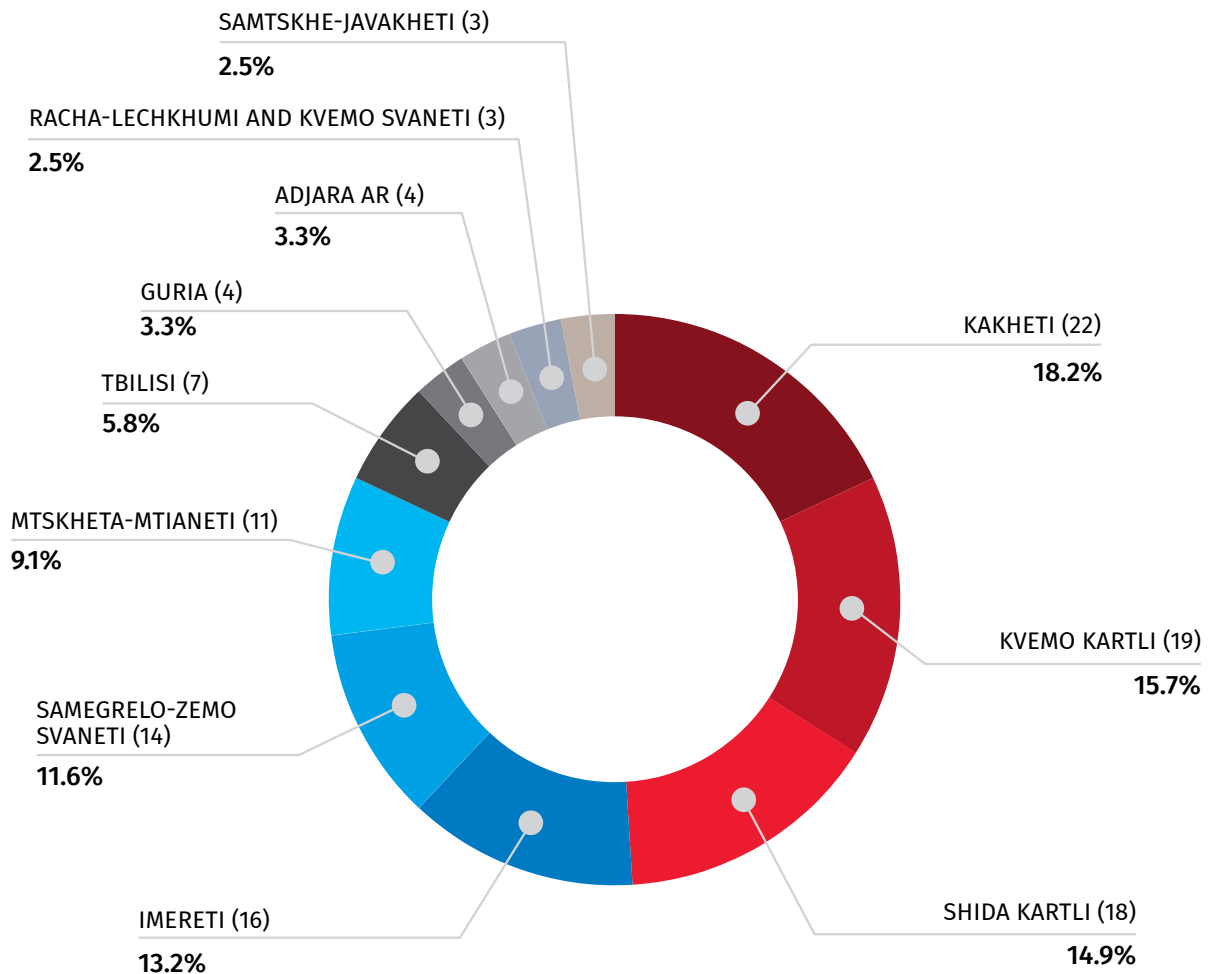
17.05.2024

**SURVEY RESULTS FOR LIVESTOCK SLAUGHTERHOUSES,
ELEVATORS AND COLD STORAGE FACILITIES
(I QUARTER, 2024)**

SLAUGHTERHOUSES

The total number of active livestock and poultry slaughterhouses in Georgia in the I quarter of 2024 were 121, of which 18.2 percent were located in Kakheti region, 15.7 percent in Kvemo Kartli region, 14.9 percent in Shida Kartli region, 13.2 percent in Imereti region, 11.6 percent in Samegrelo-Zemo Svaneti region, 9.1 percent Mtskheta-Mtianeti region and remained 17.4 percent in other regions:

**ACTIVE LIVESTOCK AND POULTRY SLAUGHTERHOUSES IN GEORGIA BY REGIONS,
I QUARTER, 2024**



17.05.2024

According to the survey, 100.1 thousand head of livestock were slaughtered in slaughterhouses in the I quarter of 2024, of which 36.8 percent were cattle, 56.1 percent - pigs and 4.0 percent - sheep and goats. The share of other livestock (excluding poultry) slaughtered is 3.0 percent. In addition, the number of poultry slaughtered in slaughterhouses during the reporting period amounted to 2 989.3 thousand.

In total 14.1 thousand tons of meet (i.e. slaughtered weight, including poultry meat) was produced by slaughterhouses during the I quarter of 2024, of which 30.9 percent is beef, 40.2 percent – poultry, 28.2 percent – pork, 0.6 percent – mutton and goat meat, while the share of other meet is not negligible.

The service was provided to 10.1 thousand persons, 37.6 percent of which were households. Average monthly number of persons employed in slaughterhouses equaled 1 061 persons.

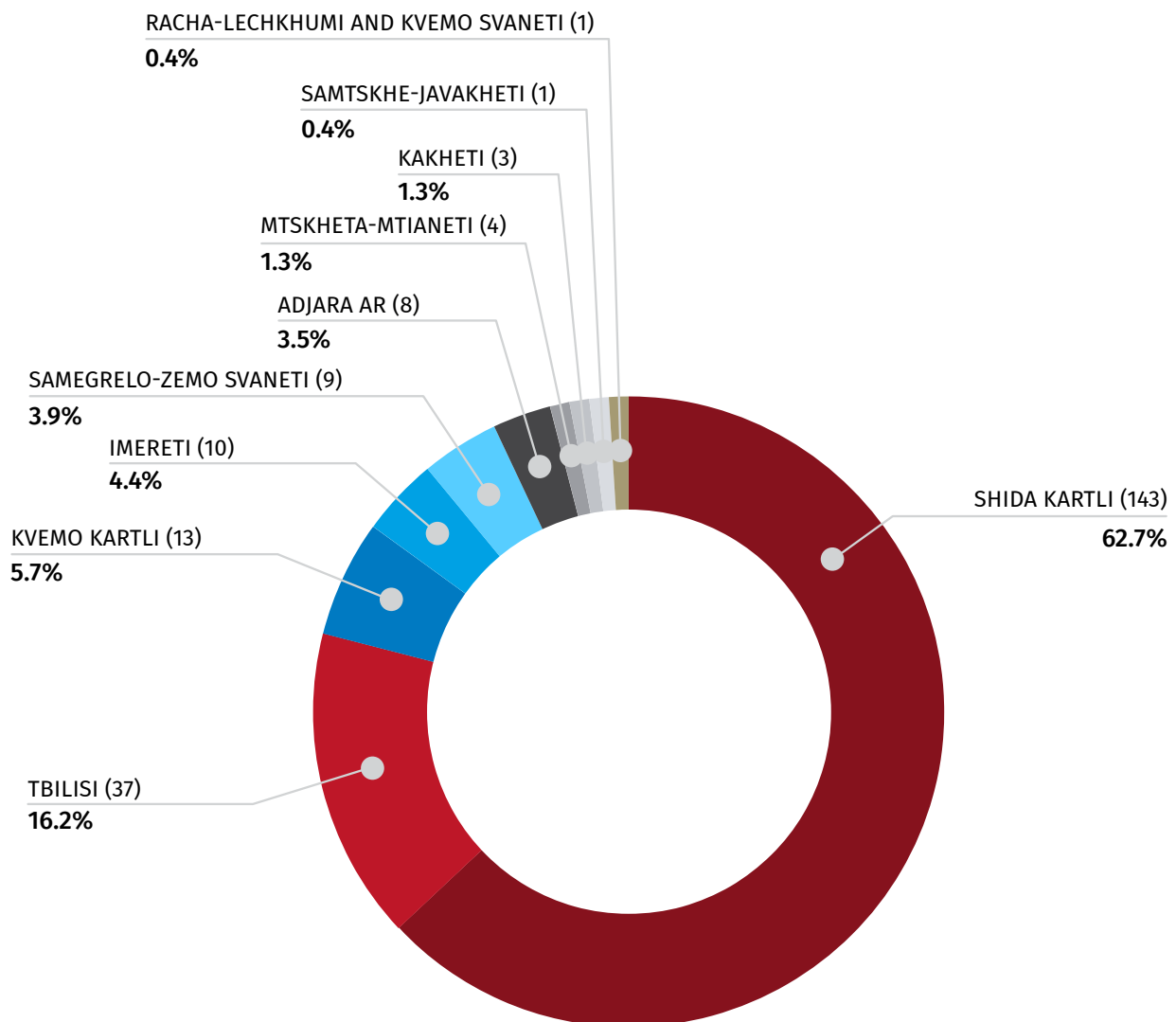
The average prices of the slaughter services were: 36.5 GEL per cattle, 15.8 GEL per sheep or goat and 30.7 GEL per pig.

17.05.2024

COLD STORAGE FACILITIES

In the I quarter of 2024 the number of active cold storage facilities in Georgia was 228 and most of them were located in Shida Kartli region (62.7 percent). Active cold storage facilities were also located in Tbilisi (16.2 percent), Kvemo Kartli region (5.7 percent), Imereti region (4.4 percent), Samegrelo-Zemo Svaneti region (3.9 percent), Adjara AR (3.5 percent), Mtskheta-Mtianeti region (1.3 percent), Kakheti region (1.3 percent), Samtskhe-Javakheti region (0.4 percent) and Racha-Lechkhumi region (0.4 percent):

**ACTIVE COLD STORAGE FACILITIES IN GEORGIA BY REGIONS,
I QUARTER, 2024**

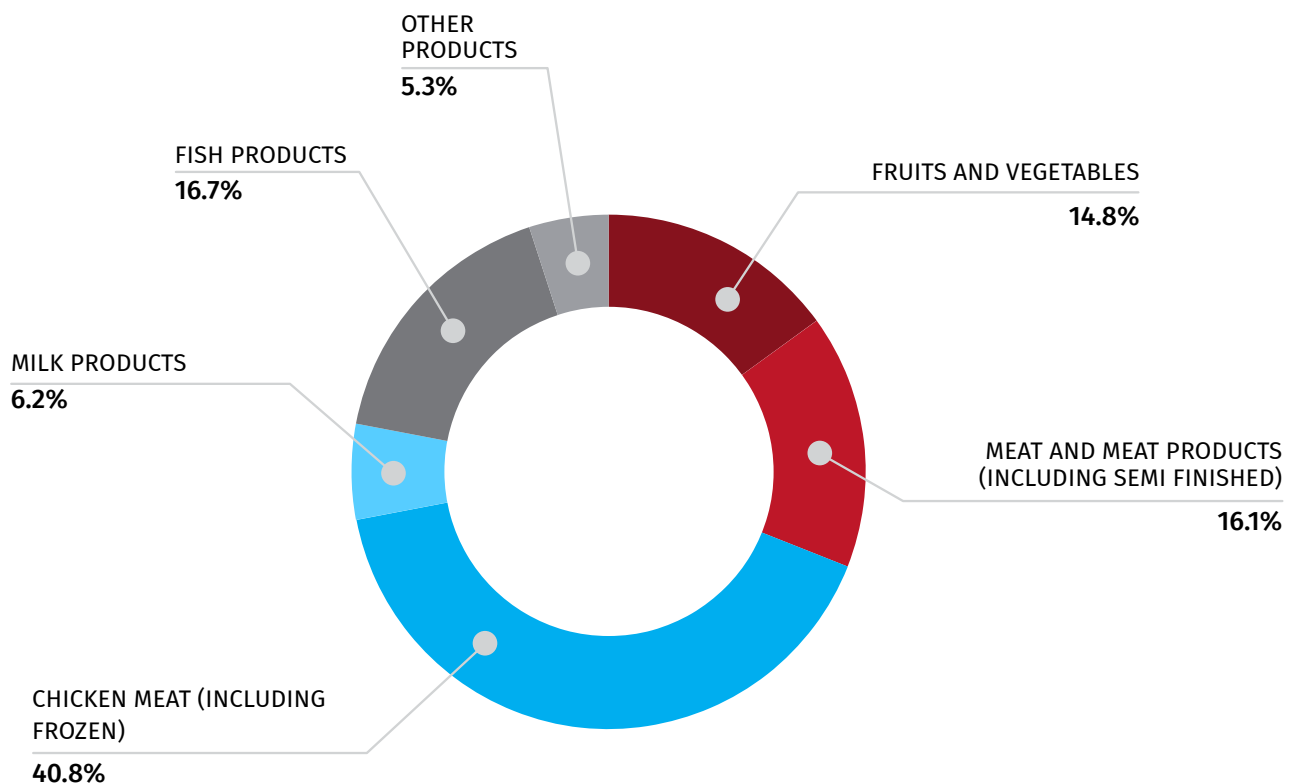


17.05.2024

In the I quarter of 2024, the service was provided to 324 customers. The number of producers and resellers, from whom the products were purchased, amounted to 980 persons. Average monthly number of persons employed in cold storage facilities were 1 339.

In total 89.7 thousand tons of products were stored in cold storage facilities during the I quarter of 2024, of which 40.8 percent was chicken meat (including frozen meat), 14.8 percent – fruit and vegetable, 16.1 percent – meat and meat products (including semi-finished products, excluded chicken meat), 16.7 percent – fish, while remaining products had a small share:

**PRODUCTS STORED IN COLD STORAGE FACILITIES,
I QUARTER, 2024**



17.05.2024

In the I quarter of 2024, the share of own production in the total volume of products stored in cold storage facilities was 21.0 percent, while the share of products purchased for further resale was 20.4 percent and the share of products stored as services was 58.7 percent. The service fee at the same period amounted to 6.0 million GEL.

In the I quarter of 2024, the total cost of products (27.1 thousand tones) sold by cold storage facilities amounted 125.6 million GEL, of which the share of imported products was 23.6 percent, share of own production was 23.4 percent and the share of products (local) purchased for resale was 53.0 percent. Herewith, 48.9 percent of own production sold by cold storage facilities was chicken meat. Significant share of imported products was chicken meat (including frozen) (34.2 percent), meat and meat products (including semi-finished products) (34.7 percent) and fish (9.7 percent).

In the I quarter of 2024, the value of products sold by cold storage facilities on the foreign market amounted to 4.0 million GEL, which constituted to 3.2 percent of the total value of products sold in the same period. Mostly chicken meat, fish, fruits and vegetables were sold on the foreign markets.

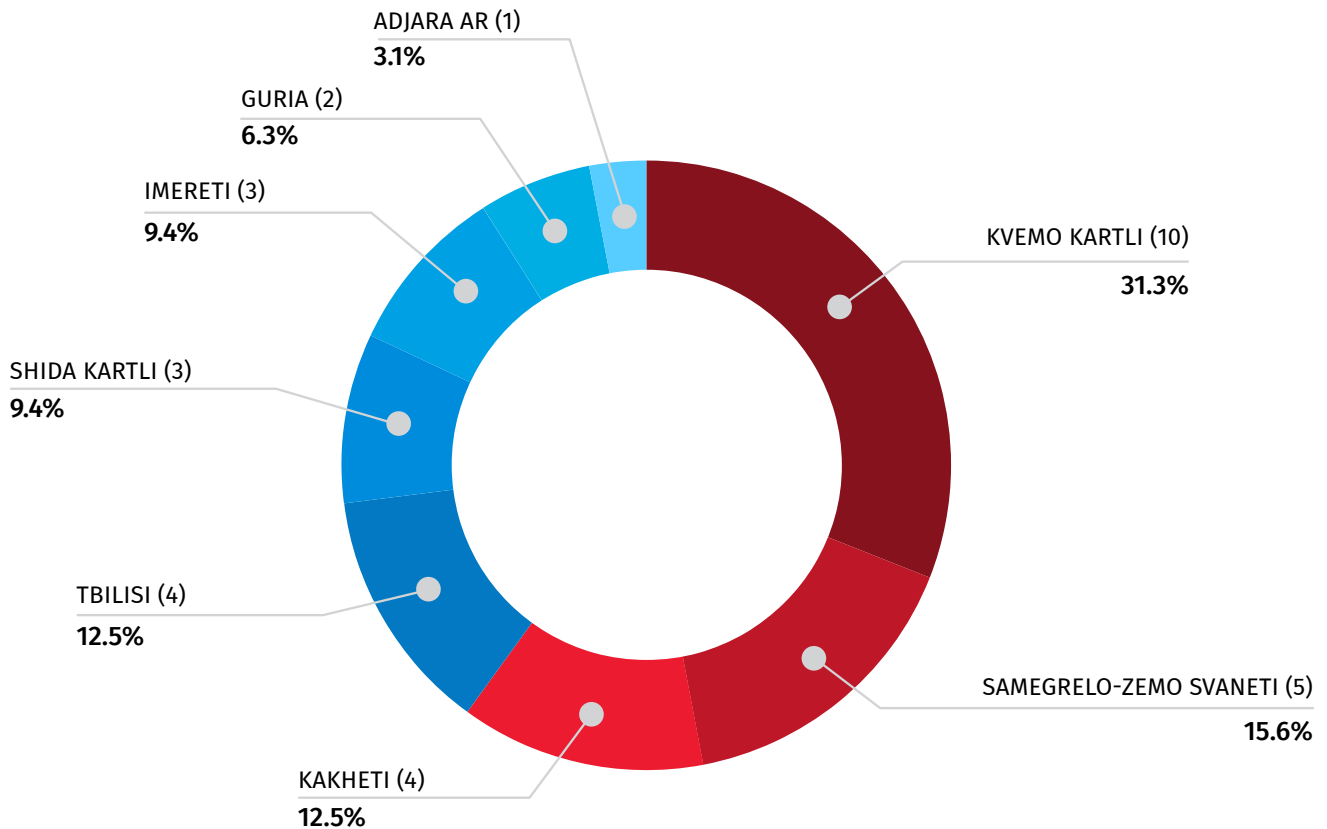
According to the survey results, the average daily load per storage (out of total storage capacity in percent) was 56.6 percent in January, 50.9 percent in February and 50.2 percent in March.

17.05.2024

ELEVATORS

The total number of active elevators in Georgia in the I quarter of 2024 were 32 and most of them were located in Kvemo Kartli (31.3 percent) and in Samegrelo-Zemo Svaneti regions (15.6 percent), while 12.5 percent of active elevators were located in Kakheti region, 12.5 percent in Tbilisi, 9.4 percent in Shida Kartli region, 9.4 percent in Imereti region, 6.3 percent in Guria region and 3.1 percent in Adjara AR:

**ACTIVE ELEVATORS IN GEORGIA BY REGIONS,
I QUARTER, 2024**



In the I quarter of 2024, the service was provided to 21 customers. The number of producers and resellers, from whom the product were purchased, was 75 persons, while the average monthly number of persons employed in cold storage facilities equaled 436.

In total 104.7 thousand tons of products were stored in elevators during the I quarter of 2024, 46.6 percent of which was wheat. The share of products purchased by the elevators for resale in the total amount of products stored in the elevators was 59.8 percent at the same period.

NATIONAL STATISTICS OFFICE OF GEORGIA

17.05.2024

Total amount of products sold by the elevators during the I quarter of 2024 amounted 57.3 thousand tones (total cost – 63.2 million GEL), 47.4 percent of which was imported production.

The biggest share among own production had wheat flour, which constituted to 79.3 percent of total own production sold by the elevators at the same period.

According to survey results, average daily load per storage (out of total capacity of storages in percent) amounted to 57.9 percent in January, 56.2 percent in February and 53.5 percent in March.

National Statistics Office of Georgia

CONTACT PERSONS:

Daviti Zhorzholiani, Tel: 2 36 72 10 (217) E-mail: dzhorzholiani@geostat.ge

Mariam Kavelashvili, Tel: 2 36 72 10 (020), E-mail: mkavelashvili@geostat.ge