



NATIONAL STATISTICS OFFICE OF GEORGIA

INDICATORS OF THE LABOUR FORCE (EMPLOYMENT AND UNEMPLOYMENT)

I QUARTER, 2024



20.05.2024
www.geostat.ge

20.05.2024

**INDICATORS OF THE LABOUR FORCE
(EMPLOYMENT AND UNEMPLOYMENT)
I QUARTER, 2024 YEAR**

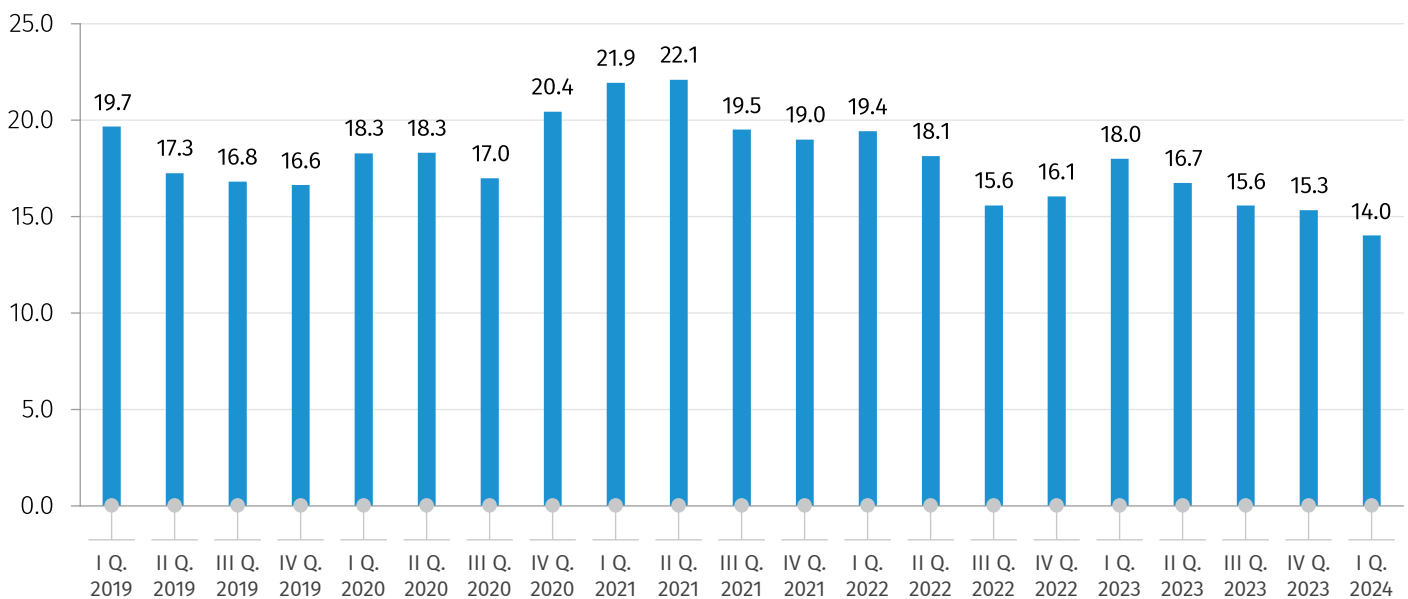
In the I quarter of 2024, the unemployment rate in Georgia decreased by 4.0 percentage points compared to the corresponding period of the previous year and equaled 14.0 percent.

The chart below presents the unemployment rate by quarters of 2019-2024 years.

CHART №1

UNEMPLOYMENT RATE IN GEORGIA

(%)



In the I quarter of 2024, compared to the corresponding period of the previous year, the number of hired employees increased by 89.4 thousand persons (10.4%) and reached 952.9 thousand, while the number of self-employed - by 40.5 thousand (9.9%) and equaled to 448.2 thousand. In the same period, the number of unemployed decreased by 50.6 thousand (18.1%) and equaled 228.6 thousand.

In the I quarter of 2024, the labour force participation rate (share of the labour force in the total population aged 15 and older) increased by 3.1 percentage points compared to the corresponding period of the previous year and became 55.0 percent, while the employment rate increased 4.7 percentage points and amounted to 47.3 percent. The labour force participation rate in urban settlements increased by 2.8 percentage points and in rural settlements - by 3.4

NATIONAL STATISTICS OFFICE OF GEORGIA

20.05.2024

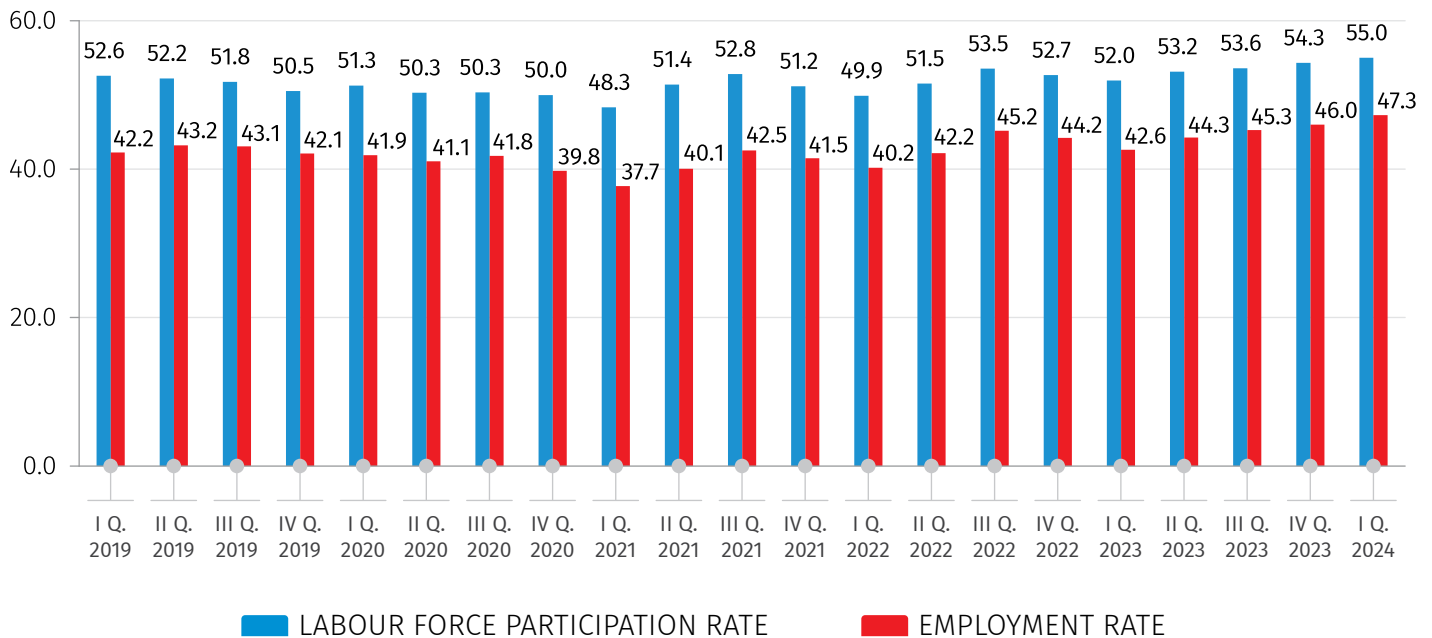
percentage points compared to the previous year, while the employment rate increased by 5.2 percentage points in urban settlements, in rural areas - by 3.9 percentage points and equaled 48.8 and 45.2 percent, respectively.

The chart below presents the labour force participation rate and employment rate by quarters of 2019-2024 years.

CHART №2

LABOUR FORCE PARTICIPATION RATE AND EMPLOYMENT RATE

(%)



NATIONAL STATISTICS OFFICE OF GEORGIA

20.05.2024

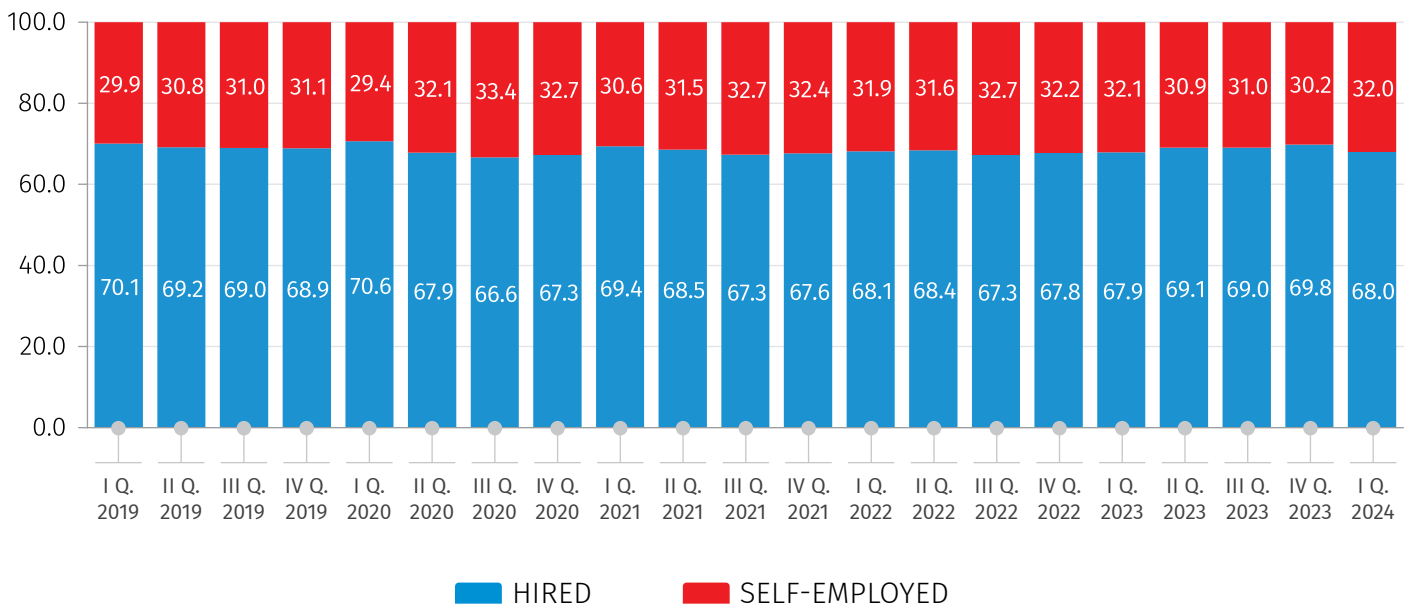
In the I quarter of 2024, compared to the corresponding period of the previous year, the share of hired employed in the total number of employed increased by 0.1 percentage points and equaled 68.0 percent.

The chart below presents the distribution of employed by status in employment, by quarters of 2019-2024 years.

CHART №3

DISTRIBUTION OF EMPLOYED BY STATUS IN EMPLOYMENT

(%)



NATIONAL STATISTICS OFFICE OF GEORGIA

20.05.2024

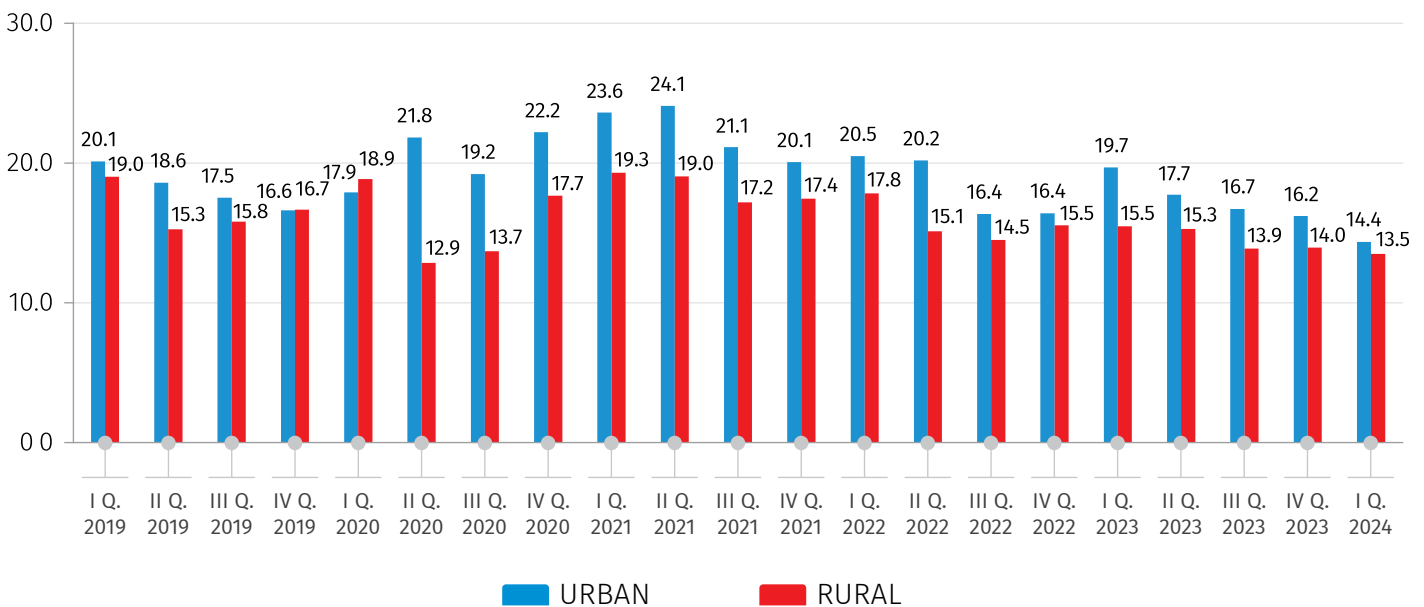
In the I quarter of 2024, compared to the corresponding period of the previous year, the unemployment rate decreased in urban settlements by 5.3 percentage points while in rural settlements - by 2.0 percentage points.

The chart below presents the unemployment rate in urban-rural areas and quarters of 2019-2024 years.

CHART №4

UNEMPLOYMENT RATE BY URBAN-RURAL AREAS

(%)



NATIONAL STATISTICS OFFICE OF GEORGIA

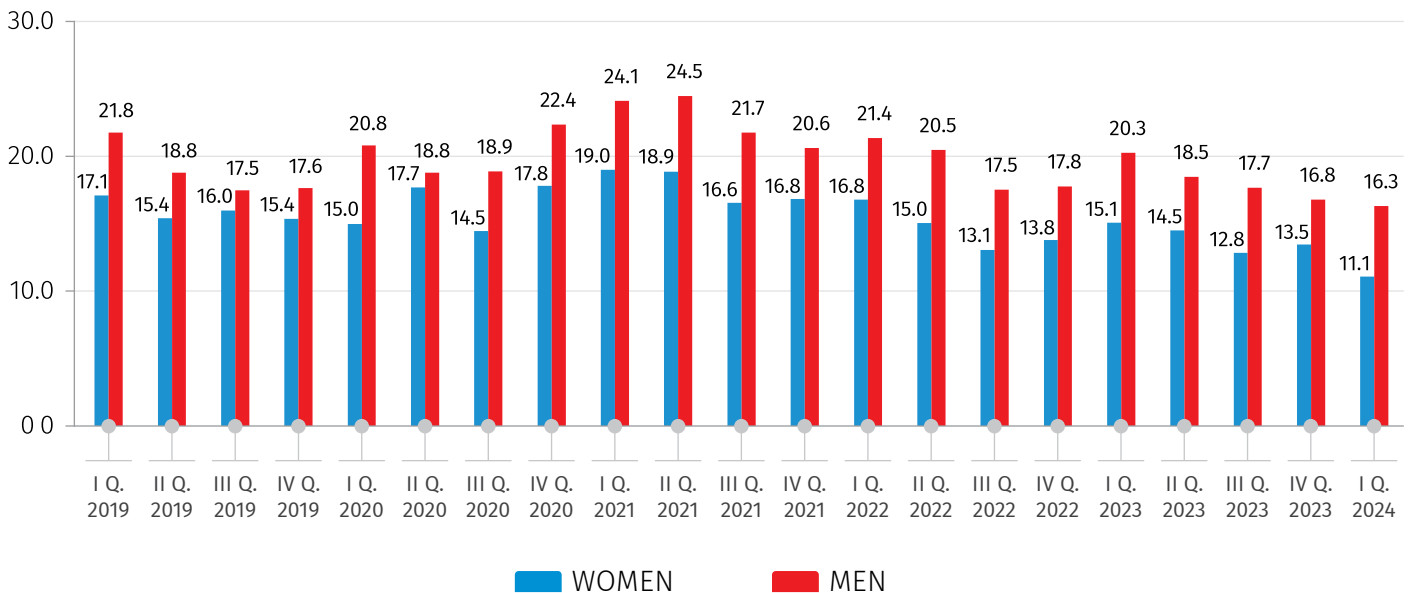
20.05.2024

Traditionally, the unemployment rate is higher for men than for women. In the I quarter of 2024, compared to the corresponding period of the previous year, this indicator decreased by 4.0 percentage points for women as well as for men and equaled 11.1 and 16.3 percent, respectively.

The chart below presents the unemployment rate by sex and quarters of 2019-2024 years.

CHART №5

UNEMPLOYMENT RATE BY SEX
(%)



NATIONAL STATISTICS OFFICE OF GEORGIA

20.05.2024

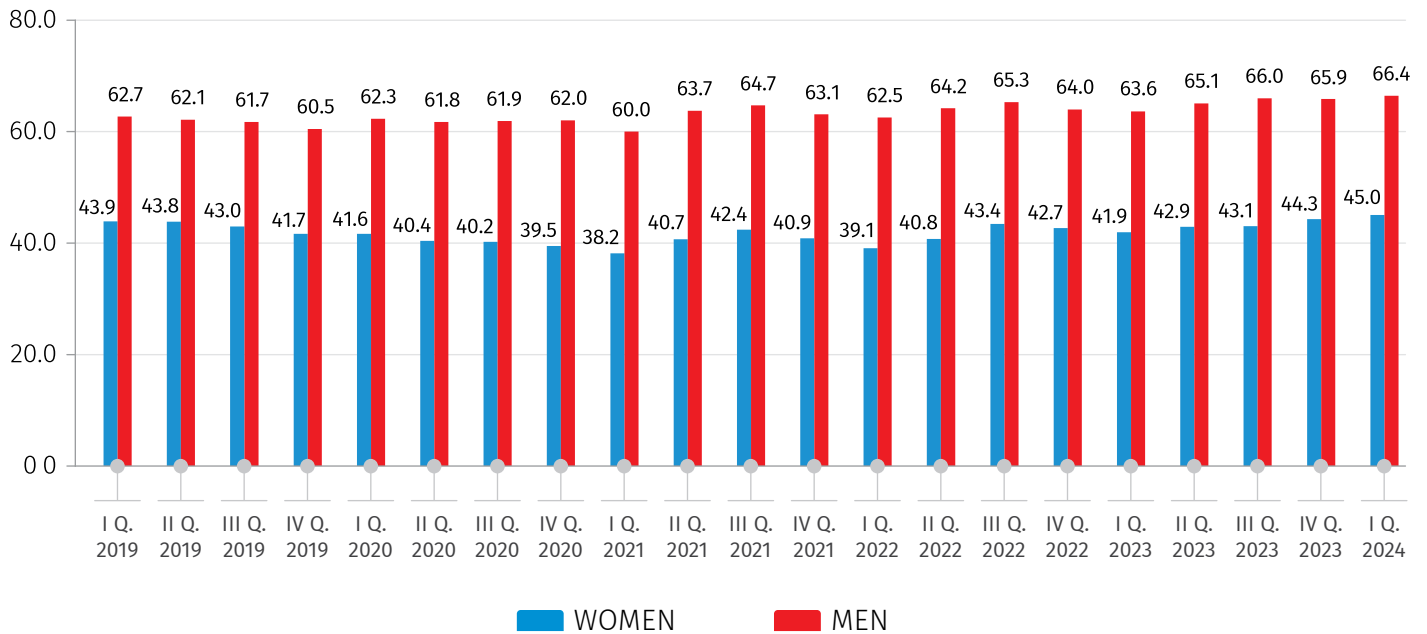
The labour force participation rate is higher for men than for women. In the I quarter of 2024, the indicator for women was 45.0 percent and for men – 66.4 percent. The labour force participation rate for women increased by 3.1 percentage points, while for men it increased by 2.8 percentage points, compared to the corresponding period of the previous year.

The chart below presents the labour force participation rate by sex and quarters of 2019-2024 years.

CHART №6

LABOUR FORCE PARTICIPATION RATE BY SEX

(%)



NATIONAL STATISTICS OFFICE OF GEORGIA

20.05.2024

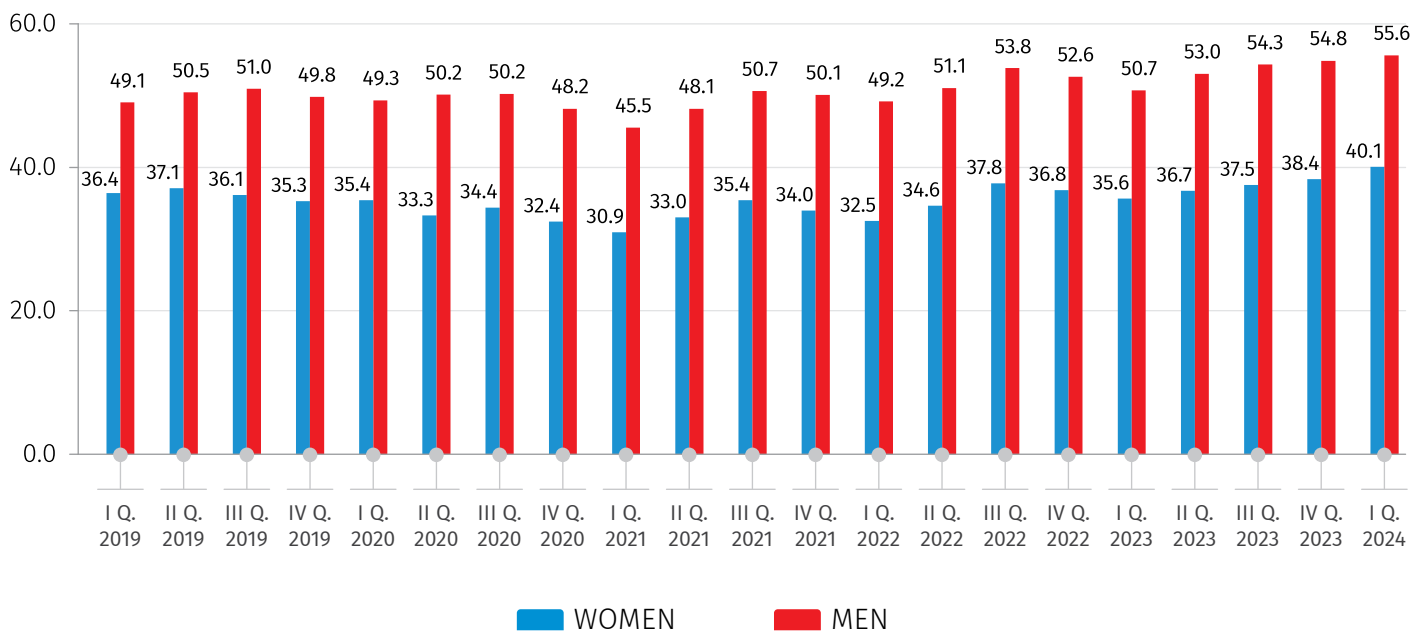
In the I quarter of 2024, the employment rate for women increased by 4.4, while for men - by 4.9 percentage points, compared to the corresponding period of the previous year.

The chart below illustrates the employment rate by sex and quarters of 2019-2024 years.

CHART №7

EMPLOYMENT RATE BY SEX

(%)



CONTACT PERSONS:

Vasil Tsakadze, Tel.: (+995 32) 236 72 10 (600), E-mail: vtsakadze@geostat.ge

Mariam Kavelashvili, Tel.: (+995 32) 236 72 10 (020), E-mail: mkavelashvili@geostat.ge