


NATIONAL STATISTICS OFFICE OF GEORGIA

PRODUCER PRICE INDEX FOR INDUSTRIAL PRODUCTS IN GEORGIA

MAY 2024



20.06.2024

PRODUCER PRICE INDEX FOR INDUSTRIAL PRODUCTS IN GEORGIA

MAY 2024

In May 2024, the Producer Price Index for Industrial Products decreased by 0.2 percent compared to the previous month, while compared to May 2023 the index increase amounted to 6.7 percent.

The prices for **products from mining and quarrying** increased by 3.4 percent **compared to April 2024**, resulting in a 0.21 percentage point contribution to the overall monthly PPI change. In the same period the prices for **manufactured products** increased by 0.1 percent, contributing 0.11 percentage points to the monthly index change. Within the group a noteworthy price increases were registered for food products (1.7 percent) and for basic metals (1.4 percent). Along with this, the prices decreased for **electricity, gas, steam and air conditioning by 5.4 percent, contributing -0.58 percentage points** to the monthly index change.

The annual PPI rate was mainly affected by price changes for the following products:

- **Products from mining and quarrying:** the prices were 23.6 percent higher, contributing 1.36 percentage points to the overall annual index change. Within the group the prices were higher for the subgroup of metal ores (25.4 percent);
- **Manufactured products:** the prices increased by 5.3 percent, contributing 4.31 percentage points to the overall annual index increase. There was a notable increase in the prices for the following subgroups: food products (9.3 percent) and beverages (8.1 percent);
- **Electricity, gas, steam and air conditioning:** the annual price increase amounted to 9.0 percent, which contributed 0.81 percentage points to the annual index change;
- **Water supply, sewerage, waste management and remediation services:** the annual price increase amounted to 10.2 percent, which contributed 0.25 percentage points to the annual index growth.

NATIONAL STATISTICS OFFICE OF GEORGIA

20.06.2024

The following table presents the Producer Price Index (compared to the previous month and the corresponding month of the previous year) and the relevant contributions of the products to the changes in the overall index:

PRODUCER PRICE INDEX FOR INDUSTRIAL PRODUCTS IN GEORGIA

MAY 2024

CODE	GROUPS	OVER APRIL 2024	CONTRIBUTIONS* TO MONTHLY CHANGES	OVER MAY 2023	CONTRIBUTIONS* TO ANNUAL CHANGES
	TOTAL	99.8	-0.24	106.7	6.72
B	Mining and quarrying	103.4	0.21	123.6	1.36
05	Coal and lignite	104.2	0.01	105.5	0.01
06	Crude petroleum and natural gas	101.8	0.00	114.8	0.03
07	Metal ores	103.5	0.17	125.4	1.13
08	Other mining and quarrying products	103.2	0.03	118.6	0.19
C	Manufactured products	100.1	0.11	105.3	4.31
10	Food products	101.7	0.42	109.3	2.32
11	Beverages	100.1	0.02	108.1	1.37
12	Tobacco products	100.0	0.00	100.0	0.00
13	Textiles	100.2	0.00	97.9	-0.01
14	Wearing apparel	102.4	0.05	124.2	0.58
15	Leather and related products	100.0	0.00	108.5	0.04
16	Wood and of products of wood and cork, except furniture; articles of straw and plaiting materials	103.4	0.02	104.7	0.03
17	Paper and paper products	100.6	0.01	102.9	0.02
18	Printing and recording services	99.6	0.00	102.0	0.02
19	Coke and refined petroleum products	95.1	-0.03	107.9	0.04
20	Chemicals and chemical products	86.2	-0.64	96.2	-0.26
21	Basic pharmaceutical products and pharmaceutical preparations	102.3	0.03	106.7	0.11
22	Rubber and plastic products	100.7	0.02	102.2	0.05
23	Other non-metallic mineral products	100.2	0.01	108.3	0.64
24	Basic metals	101.4	0.17	93.0	-0.56

* Individual contributions may not sum up to the total changes in the index due to rounding.

NATIONAL STATISTICS OFFICE OF GEORGIA

20.06.2024

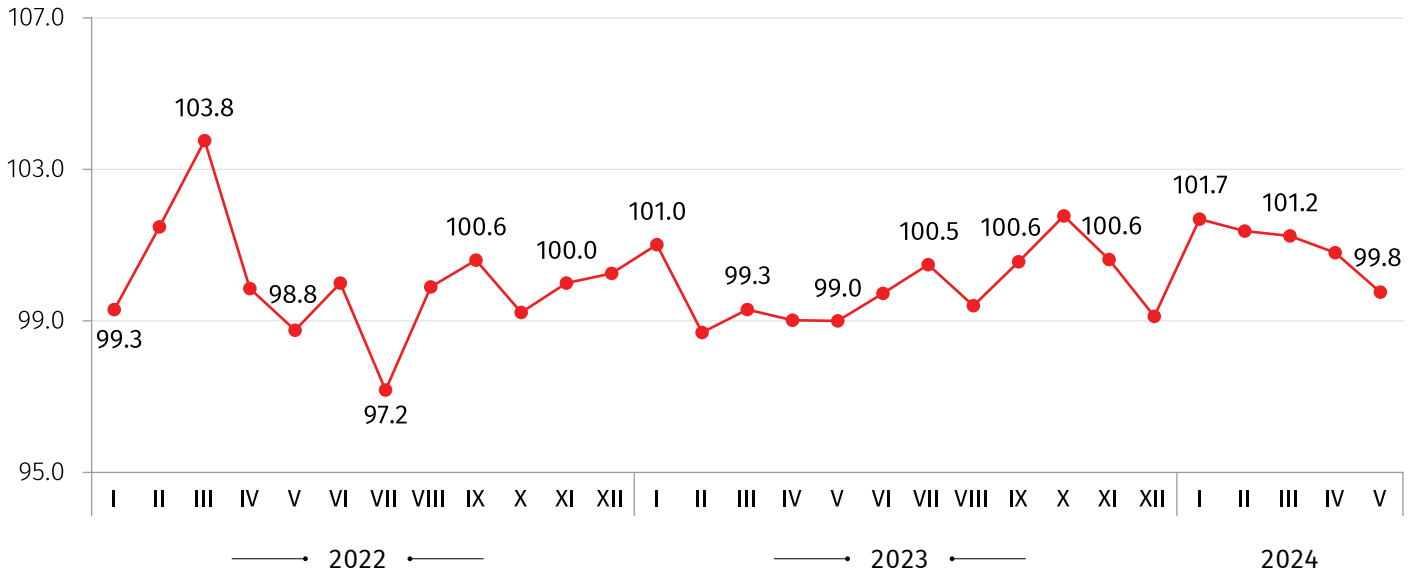
CODE	GROUPS	OVER APRIL 2024	CONTRIBUTIONS* TO MONTHLY CHANGES	OVER MAY 2023	CONTRIBUTIONS* TO ANNUAL CHANGES
25	Fabricated metal products, except machinery and equipment	100.4	0.01	98.8	-0.03
27	Electrical equipment	99.4	0.00	88.1	-0.07
28	Machinery and equipment n.e.c.	102.8	0.00	100.1	0.00
30	Other transport equipment	100.0	0.00	103.6	0.01
31	Furniture	99.9	0.00	98.2	-0.02
32	Other manufactured goods	104.1	0.01	108.2	0.02
33	Repair and installation services of machinery and equipment	100.7	0.00	101.4	0.01
D	Electricity, gas, steam and air conditioning	94.6	-0.58	109.0	0.81
35	Electricity, gas, steam and air conditioning	94.6	-0.58	109.0	0.81
E	Water supply, sewerage, waste management and remediation services	100.7	0.02	110.2	0.25
36	Natural water, water treatment and supply services	100.0	0.00	111.8	0.18
38	Waste collection, treatment and disposal services; materials recovery services	102.0	0.02	107.4	0.07

* Individual contributions may not sum up to the total changes in the index due to rounding.

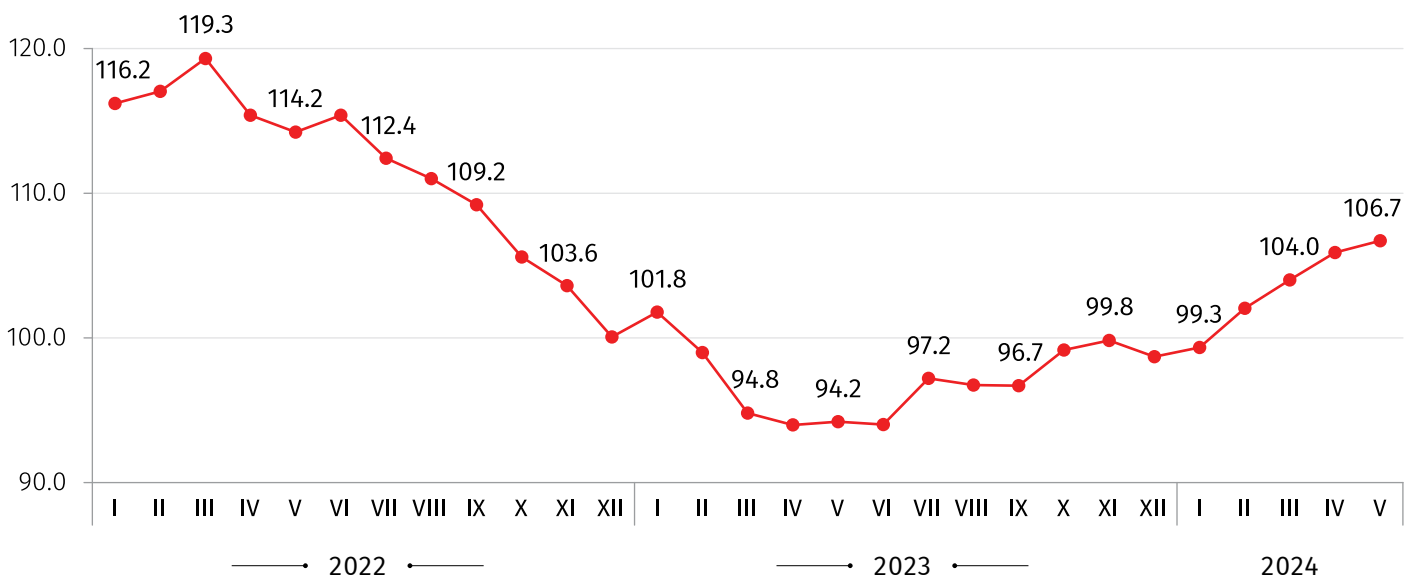
NATIONAL STATISTICS OFFICE OF GEORGIA

20.06.2024

PRODUCER PRICE INDEX FOR INDUSTRIAL PRODUCTS (PREVIOUS MONTH=100)



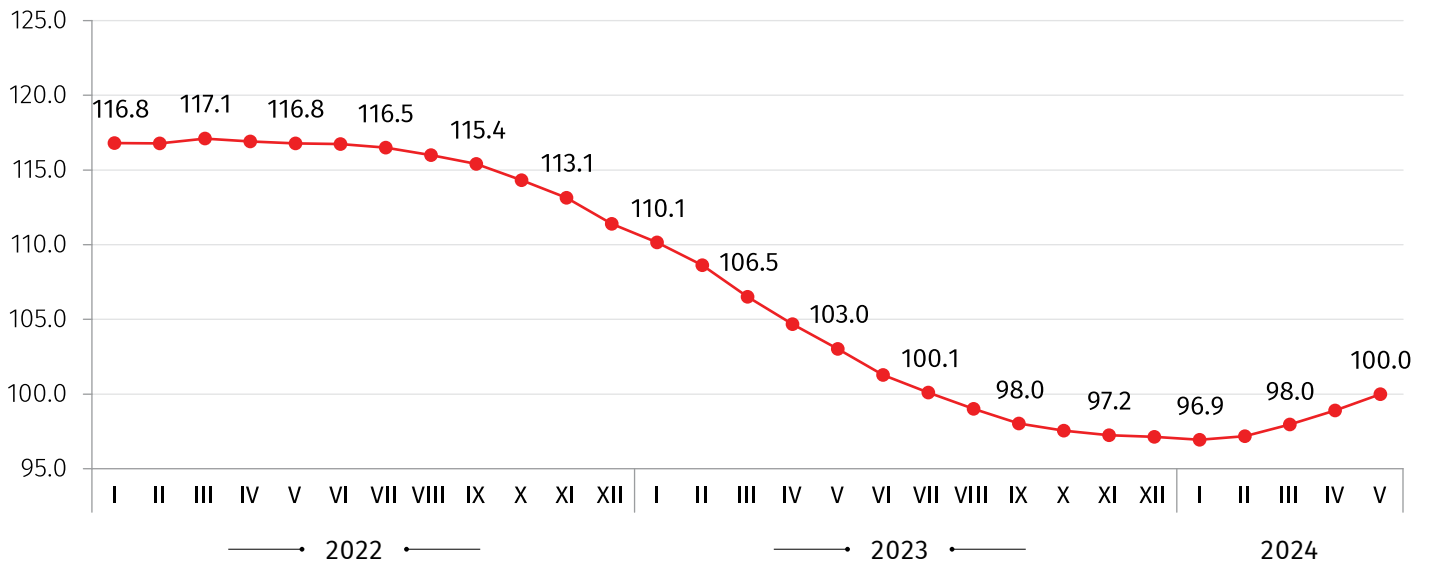
PRODUCER PRICE INDEX FOR INDUSTRIAL PRODUCTS (THE SAME MONTH OF THE PREVIOUS YEAR =100)



NATIONAL STATISTICS OFFICE OF GEORGIA

20.06.2024

PRODUCER PRICE INDEX FOR INDUSTRIAL PRODUCTS (12 MONTH AVERAGE OVER THE PREVIOUS 12 MONTH AVERAGE)



CONTACT PERSON:

Giorgi Tetrauli, Tel: (+995 32) 236 72 10 (400). E-mail: gtetrauli@geostat.ge

Mariam Kavelashvili. Tel: (+995 32) 236 72 10 (020). E-mail: mkavelashvili@geostat.ge