

NATIONAL STATISTICS OFFICE OF GEORGIA

INFORMATION ON HOTELS AND HOTEL TYPE ENTERPRISES

2023



26.08.2024

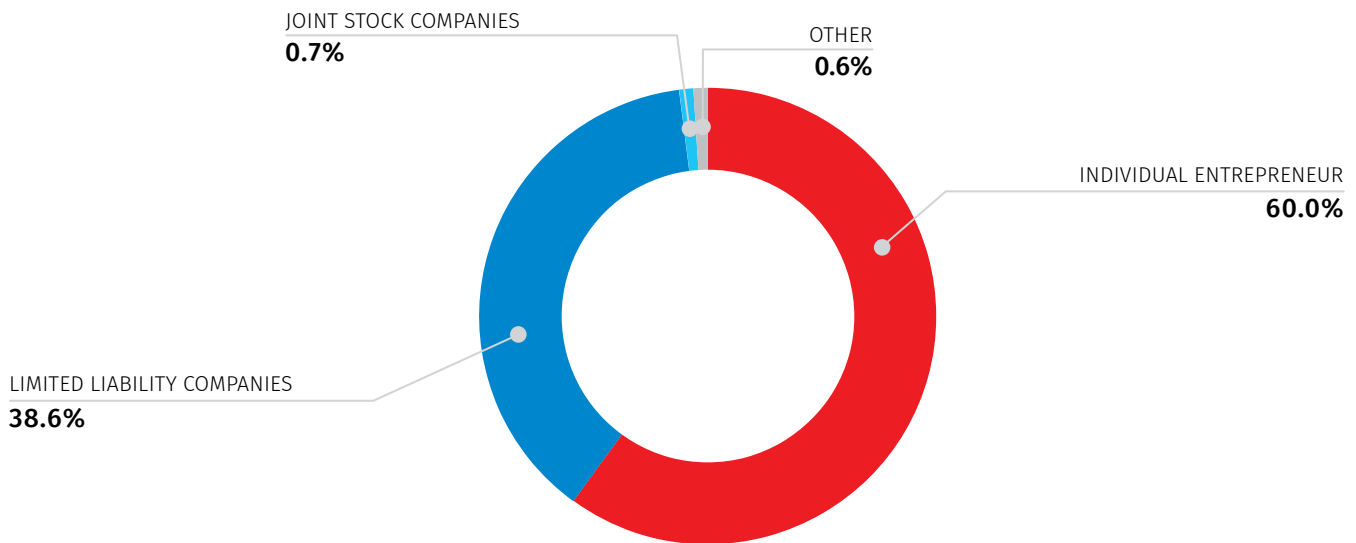
INFORMATION ON HOTELS AND HOTEL TYPE ENTERPRISES
2023

According to the declared data, 2 435 economic entities¹ operated in hotel services in Georgia in 2023 and they owned 2 488 hotels and hotel-type enterprises (including local units and branches). This figure is 12.4 percent higher than the same indicator in 2022.

The most widespread legal form for economic entities engaged in hotel services was the “Individual entrepreneur”, which comprised 60.0 percent of the total number of hotels and hotel-type enterprises operating in 2023. The chart below shows the distribution of the number of hotels and hotel-type enterprises by legal forms.

CHART №1

DISTRIBUTION OF THE NUMBER OF HOTELS AND HOTEL-TYPE ENTERPRISES
BY LEGAL FORMS IN 2023



¹ Registered legal entities and individual entrepreneur's according to the Georgian Legislation.

26.08.2024

99.7 percent of hotels and hotel-type enterprises were privately owned and 0.3 percent — state-owned.

In 2023 the total area of the hotels and hotel-type enterprises operating in Georgia was 3 729.5 thousand square meters, which is 16.7 percent higher than the same indicator in 2022. The living area of all rooms in 2023 was 1 557.3 thousand square meters, which is 4.5 percent higher than the same indicator in the previous year.

In 2023 the total number of bed-places in operating hotels and hotel-type enterprises equaled 107.7 thousand, which is 10.1 percent higher than the same indicator of the previous year. The total number of rooms increased year-over-year by 9.5 percent in 2023 and equaled 50.1 thousand.

TABLE №1

DISTRIBUTION OF THE NUMBER OF ROOMS IN HOTELS AND HOTEL-TYPE ENTERPRISES BY CATEGORIES IN 2022-2023

| | 2022 | 2023 |
|-----------------------|---------------|---------------|
| Suite | 3 280 | 3 468 |
| Single | 5 554 | 6 098 |
| Double | 27 798 | 30 191 |
| Three and more places | 9 175 | 10 388 |
| TOTAL | 45 807 | 50 145 |

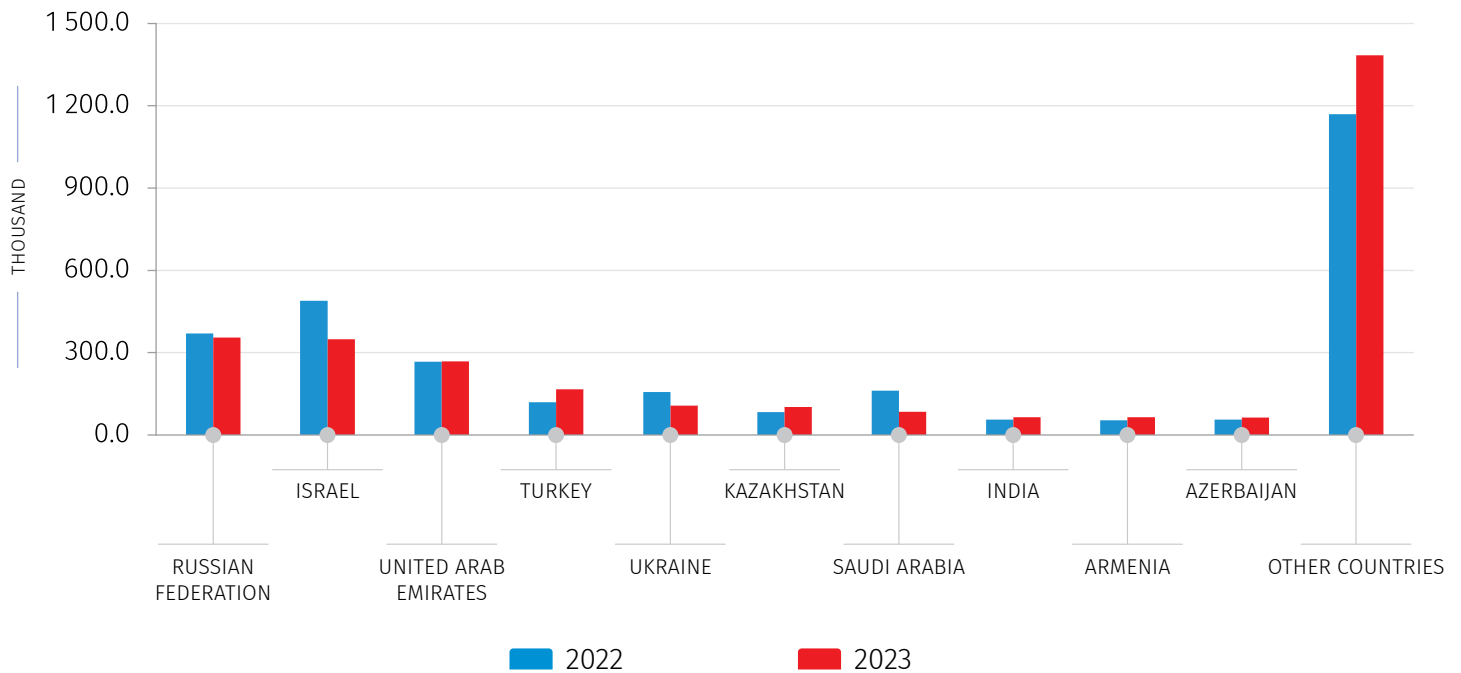
In 2023 hotels and hotel enterprises served 5.0 million guests, which is 1.2 percent more than the corresponding figure of the previous year. 60.2 percent of all guests were foreigners, most of whom (or 11.8 percent of total) were represented by 355.0 thousand (4.0 percent less than in 2022) citizens of Russian Federation. 7.2 percent of the foreign guests were EU citizens with German and Poland citizens representing, respectively, 29.2 and 26.6 percents of EU guests.

The chart below shows the distribution of foreign guests in hotels and hotel-type enterprises by countries in 2022-2023.

26.08.2024

CHART №2

**DISTRIBUTION OF THE NUMBER OF FOREIGN GUESTS IN HOTELS AND HOTEL-TYPE ENTERPRISES
BY COUNTRIES IN 2022-2023**



In 2023, 86.3 percent of foreign guests visited hotels and hotel-type enterprises in Georgia for holiday and recreation.

TABLE №2

**DISTRIBUTION OF FOREIGN GUESTS IN HOTELS AND HOTEL-TYPE ENTERPRISES
BY PURPOSE OF VISIT IN 2023, THOUSAND**

| | NUMBER OF GUESTS | % |
|---------------------------|------------------|--------------|
| Holiday and recreation | 2 597.4 | 86.3 |
| Business and professional | 217.1 | 7.2 |
| Medical treatment | 21.9 | 0.7 |
| Other purpose | 173.1 | 5.8 |
| TOTAL | 3 009.5 | 100.0 |

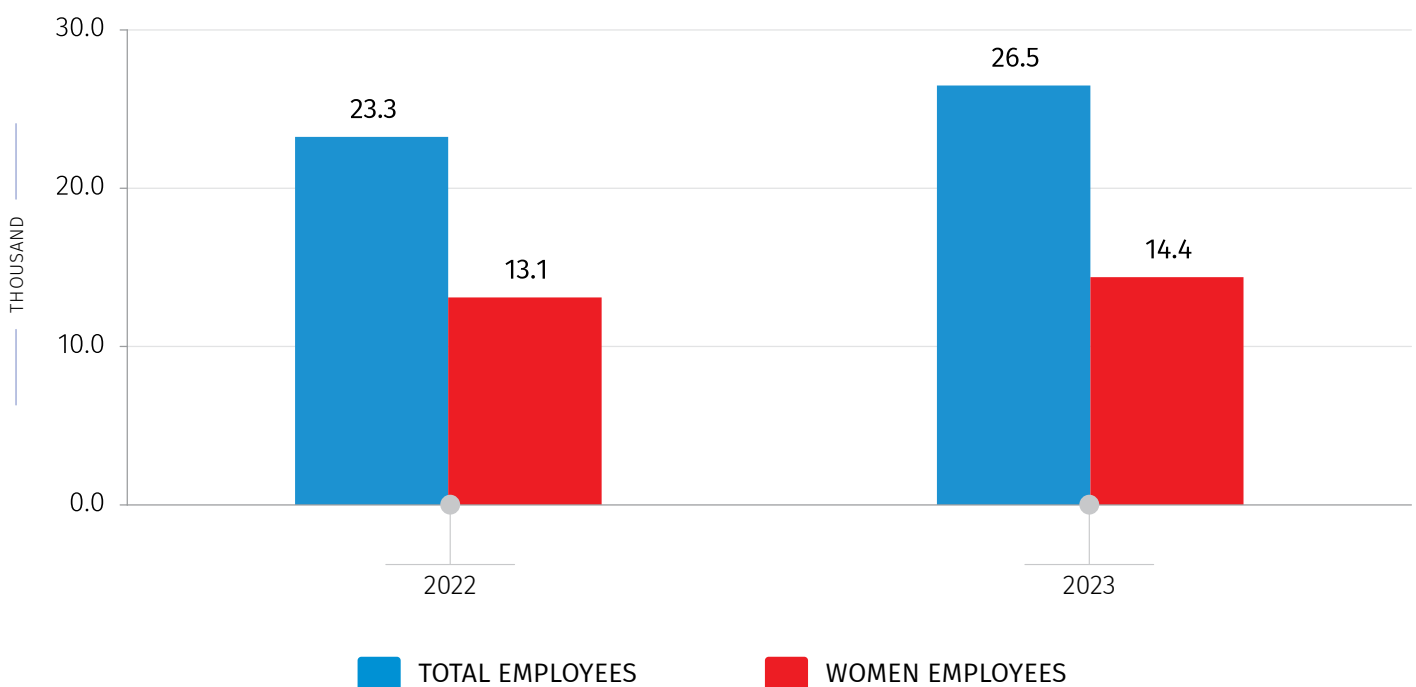
26.08.2024

The majority of foreign guests staying in hotels and hotel-type enterprises with the main purpose of holiday and recreation were citizens of Israel and Russian Federation (12.7 and 11.7 percent accordingly).

26 495 people (54.3 percent of whom were women) were employed in hotels and hotel-type enterprises in Georgia in 2023.

CHART №3

**NUMBER OF EMPLOYEES IN HOTELS AND HOTEL-TYPE ENTERPRISES
IN 2022-2023**



NOTICE: Some discrepancies between the totals and the sums can be explained by rounding the data.

National Statistics Office of Georgia

CONTACT PERSONS:

Daviti Zhorzholiani Tel.: 2 36 72 10 (601), E-mail: dzhorzholiani@geostat.ge

Mariam Kavelashvili, Tel.: 2 36 72 10 (020), E-mail: mkavelashvili@geostat.ge