



**NATIONAL STATISTICS OFFICE OF GEORGIA**

# **SEAPORTS AND TERMINALS OF GEORGIA**

**2024**



04.03.2025  
[www.geostat.ge](http://www.geostat.ge)

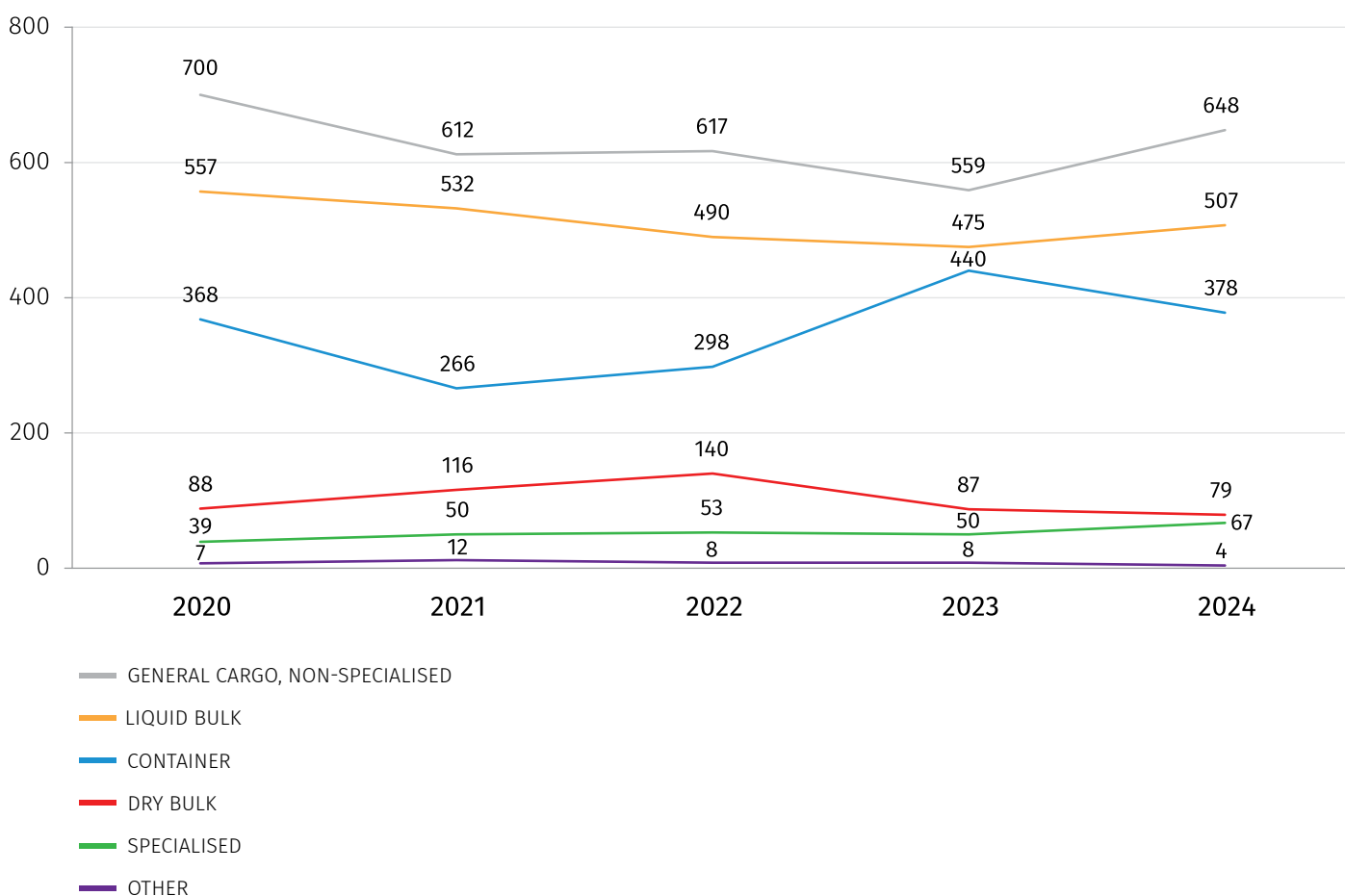
04.03.2025

## MAJOR INDICATORS OF SEAPORTS AND TERMINALS (2024)

In 2024, 1 683<sup>1</sup> ships entered the ports and terminals of Georgia. 38.5 percent of those ships were general cargo carriers, 30.1 percent were liquid bulk, 22.5 percent – container ships, and the rest of 8.9 percent were distributed among dry bulk carriers, tugs and specialized ships.

In 2024, compared to the previous year, the ports and terminals of Georgia received 34.0 percent more specialized carriers, 15.9 percent more – general cargo carriers, 6.7 percent more – liquid bulk, 14.1 percent less – container ships and 9.2 percent less – dry bulk.

### NUMBER OF ENTERED SHIPS BY TYPE (UNIT)



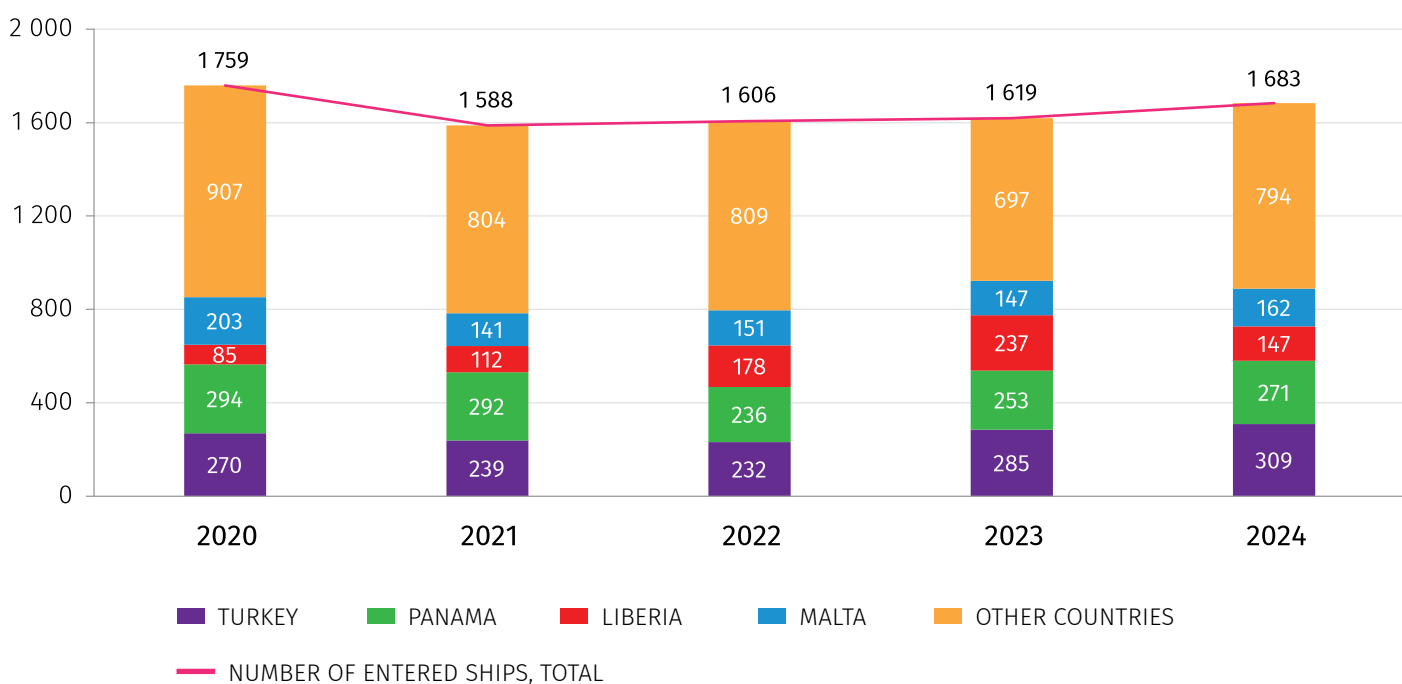
<sup>1</sup>Source: Maritime Transport Agency of Georgia

## NATIONAL STATISTICS OFFICE OF GEORGIA

04.03.2025

In 2024, 18.4 percent of the ships arriving at the ports and terminals of Georgia sailed under the flag of Turkey, 16.1 percent – under the flag of Panama, 8.7 percent – under the flag of Liberia, 5.2 percent – under the flag of Russian Federation and the rest 42.0 percent were distributed among other countries.

**THE NUMBER OF SHIPS ENTERED IN PORTS AND TERMINALS OF GEORGIA  
BY THE COUNTRIES OF REGISTRATION (FLAG),  
(UNIT)**

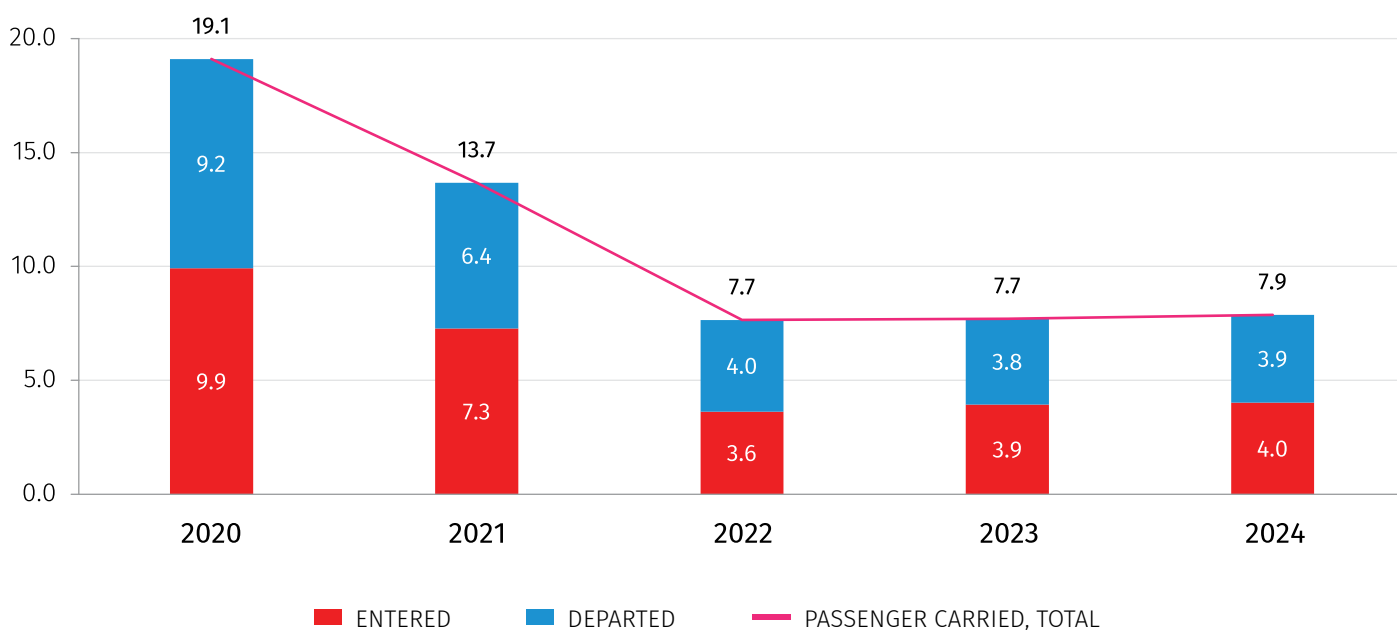


## NATIONAL STATISTICS OFFICE OF GEORGIA

04.03.2025

In 2024, Georgian seaports served 7.9 thousand passengers, which is 2.4 percent more compared to the previous year. Note, the share of passengers entered was slightly higher than the share of passengers departed and stood at 51.0 percent.

**PASSENGERS CARRIED IN PORTS AND TERMINALS OF GEORGIA,  
(THOUSAND PERSONS)**

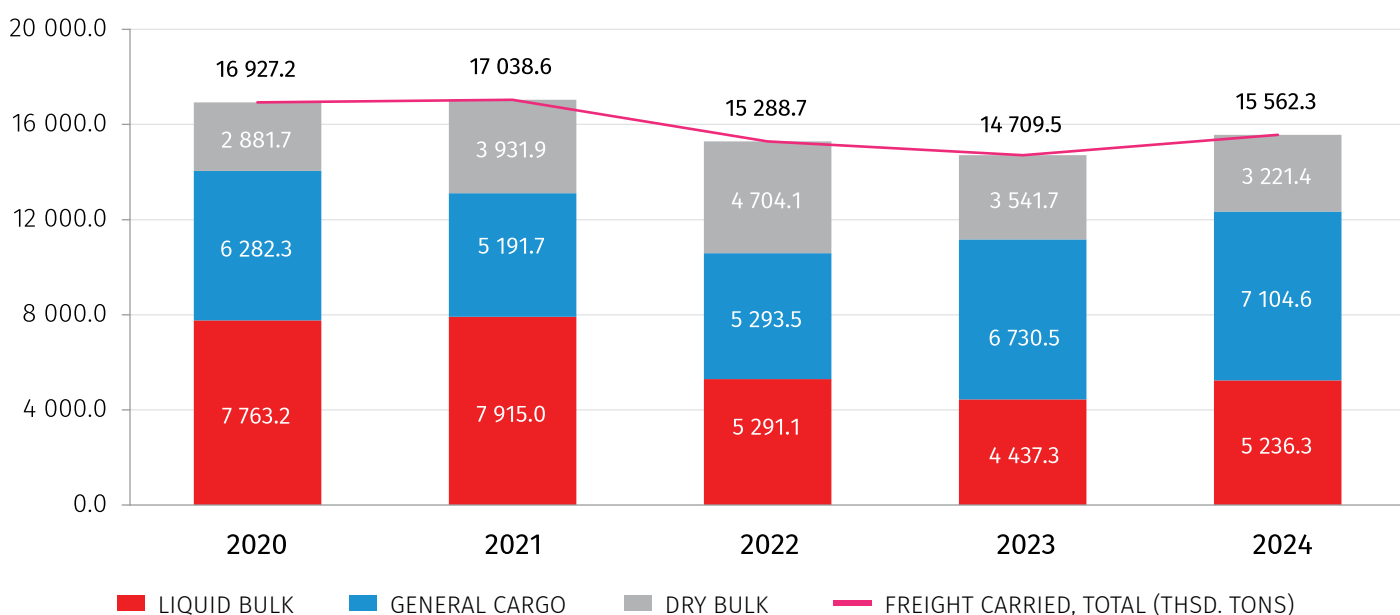


## NATIONAL STATISTICS OFFICE OF GEORGIA

04.03.2025

In 2024, ports and terminals of Georgia processed 15 562.3 thousand tons of cargo, 5.8 percent more compared to the previous year. 45.7 percent of freight carried was general cargo, 33.6 percent was liquid bulk, and 20.7 percent – dry bulk.

### FREIGHT CARRIED BY TYPES, (THOUSAND TONS)



#### CONTACT PERSONS:

Daviti Zhorzholiani, Tel.: (+995 32) 236 72 10 (601), E-mail: [dzhorzholiani@geostat.ge](mailto:dzhorzholiani@geostat.ge)

Mariam Kavelashvili, Tel.: (+995 32) 236 72 10 (020), E-mail: [mkavelashvili@geostat.ge](mailto:mkavelashvili@geostat.ge)