

**NATIONAL STATISTICS OFFICE OF GEORGIA**

# **INFLATION RATE IN GEORGIA**

## **JULY 2025**



## NATIONAL STATISTICS OFFICE OF GEORGIA

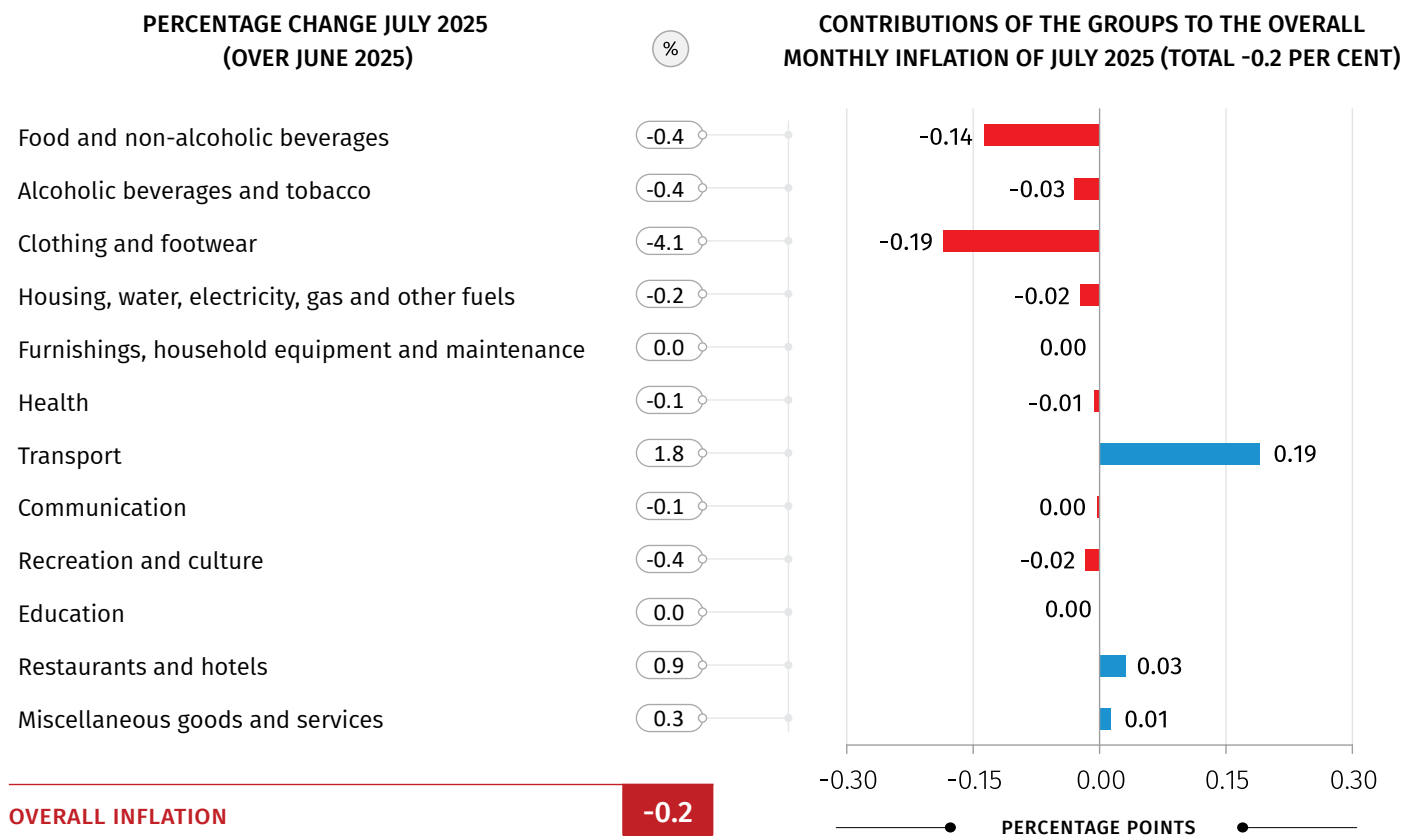
04.08.2025

### INFLATION RATE IN GEORGIA, JULY 2025

In July 2025 the Consumer Price Index decreased by 0.2 percent compared to the previous month, while the annual inflation rate amounted to 4.3 percent.

With regard to the annual core inflation<sup>1</sup>, the prices increased by 2.4 percent, while the annual core inflation without tobacco<sup>2</sup> amounted to 2.2 percent.

The following table shows percentage changes in prices for the commodity groups of the consumer basket as well as the relevant contributions to the overall monthly inflation rate.



\* Individual contributions not sum up to the total due to rounding.

<sup>1</sup>Core inflation is calculated by excluding the following groups of goods and services from the consumer basket: food and non-alcoholic beverages, energy, regulated tariffs, transport (specific tariffs).

<sup>2</sup>Core Inflation without tobacco is calculated by excluding the following groups of goods and services from the consumer basket: food and non-alcoholic beverages, tobacco; energy, regulated tariffs, transport (specific tariffs).

04.08.2025

The monthly inflation rate was mainly influenced by price changes for the following groups:

**Clothing and footwear:** the prices decreased by 4.1 percent, contributing -0.19 percentage points to the overall monthly inflation rate. Prices were lower for both clothing (-5.2 percent) and footwear (-1.6 percent);

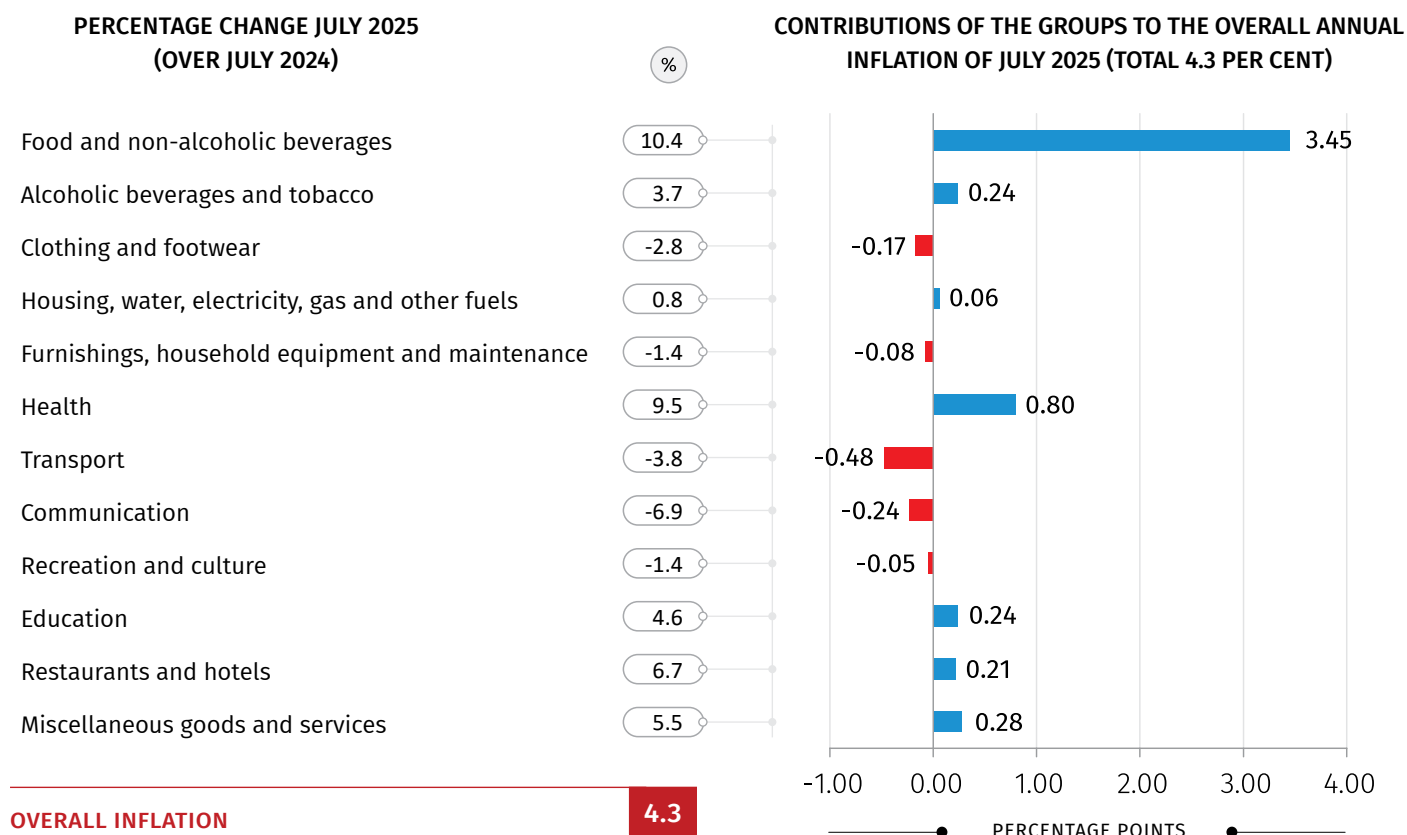
**Food and non-alcoholic beverages:** the prices for the group decreased by 0.4 percent, contributing -0.14 percentage points to the overall monthly inflation rate. The prices decreased for the following subgroups: vegetables (-6.6 percent), oils and fats (-0.8 percent), bread and cereals (-0.7 percent), milk, cheese and eggs (-0.3 percent), mineral waters, soft drinks, fruit and vegetable juices (-0.2 percent). At the same time, prices increased for fruit and grapes (3.1 percent), sugar, jam, honey, chocolate and confectionery (2.9 percent), fish (1.8 percent), meat (0.2 percent), coffee, tea and cocoa (0.2 percent);

**Transport:** the prices for the group increased by 1.8 percent, contributing 0.19 percentage points to the overall index. Within the group the prices increased for transport services (2.5 percent) and operation of personal transport equipment (2.2 percent). At the same time, prices decreased for purchase of vehicles (-0.4 percent).

The following table shows percentage changes in prices for the commodity groups of the consumer basket, as well as the relevant contributions to the overall annual inflation rate in July 2025.

# NATIONAL STATISTICS OFFICE OF GEORGIA

04.08.2025



\* Individual contributions not sum up to the total due to rounding.

The annual inflation rate was mainly influenced by price changes for the following groups:

**Food and non-alcoholic beverages:** the prices in the group increased by 10.4 percent, contributing 3.45 percentage points to the overall annual inflation rate. Within the group the prices increased for the following subgroups: vegetables (25.5 percent), oils and fats (17.0 percent), coffee, tea and cocoa (13.6 percent), fish (9.9 percent), mineral waters, soft drinks, fruit and vegetable juices (9.4 percent), bread and cereals (8.7 percent), milk, cheese and eggs (8.5 percent), fruit and grapes (8.2 percent), sugar, jam, honey, chocolate and confectionery (7.7 percent), meat (4.5 percent);

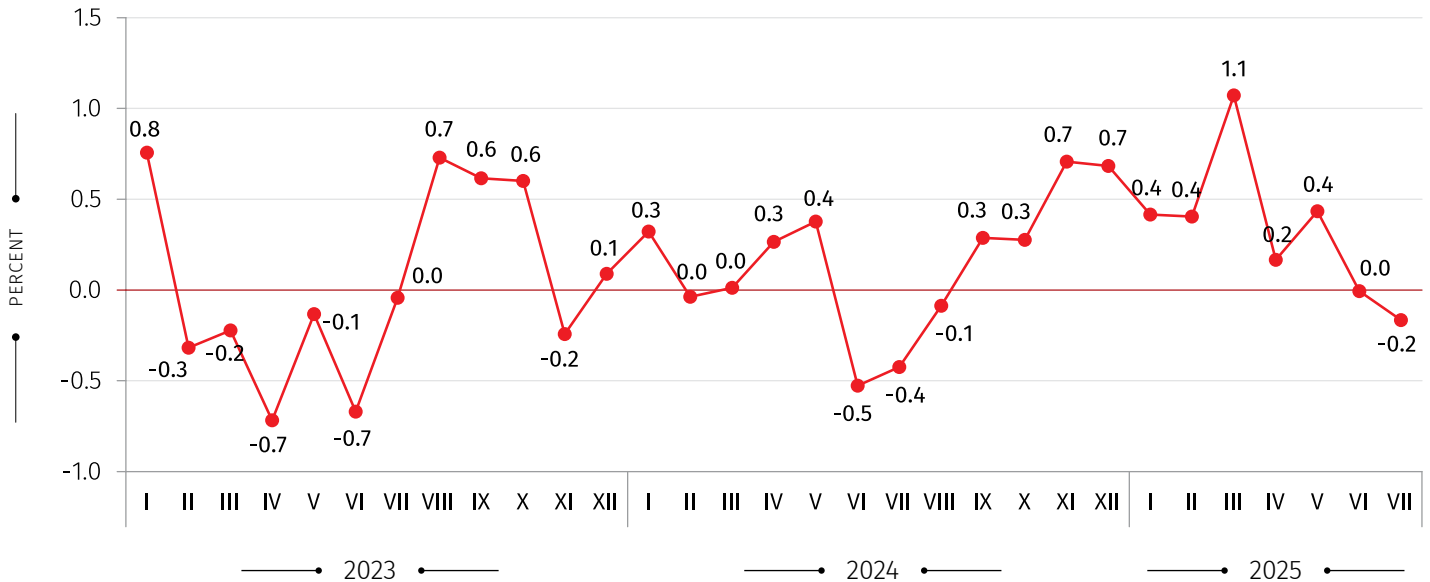
**Health:** the prices increased by 9.5 percent, contributing 0.8 percentage points to the overall index. The prices were higher for the following subgroups: out-patient services (10.5 percent), hospital services (9.2 percent), medical products, appliances and equipment (8.4 percent);

**Transport:** the prices for the group decreased by 3.8 percent, contributing -0.48 percentage points to the overall index. Within the group the prices decreased for operation of personal transport equipment (-6.1 percent).

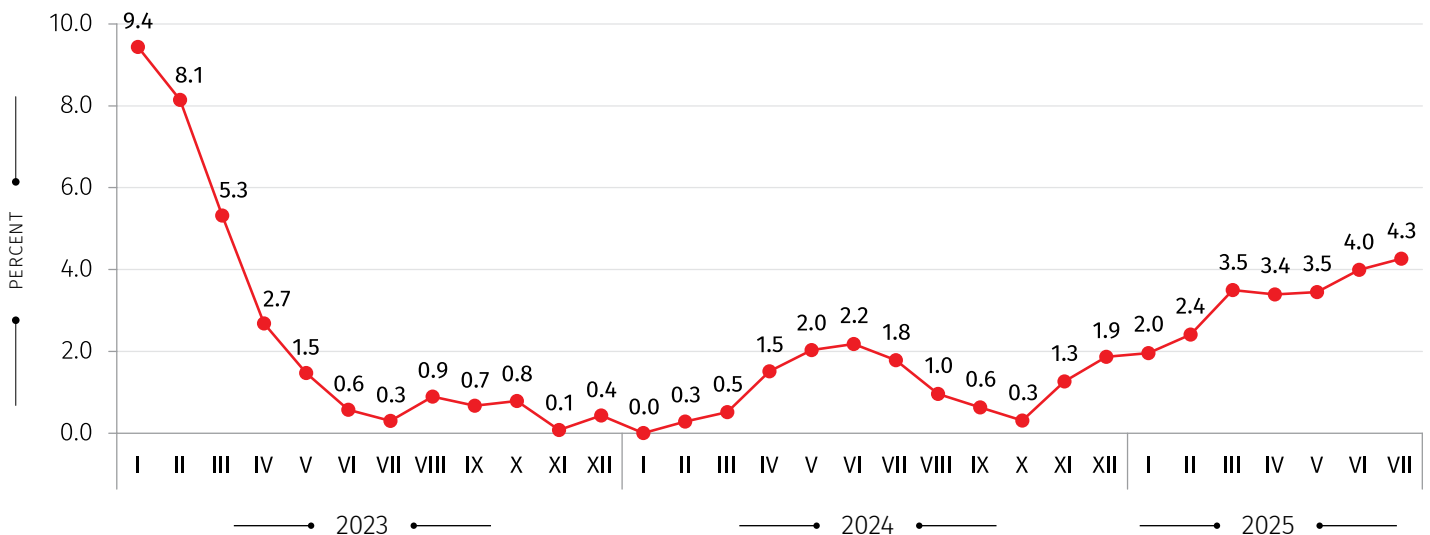
# NATIONAL STATISTICS OFFICE OF GEORGIA

04.08.2025

## MONTHLY INFLATION



## ANNUAL INFLATION RATE IN GEORGIA (YEAR-ON-YEAR CHANGE)



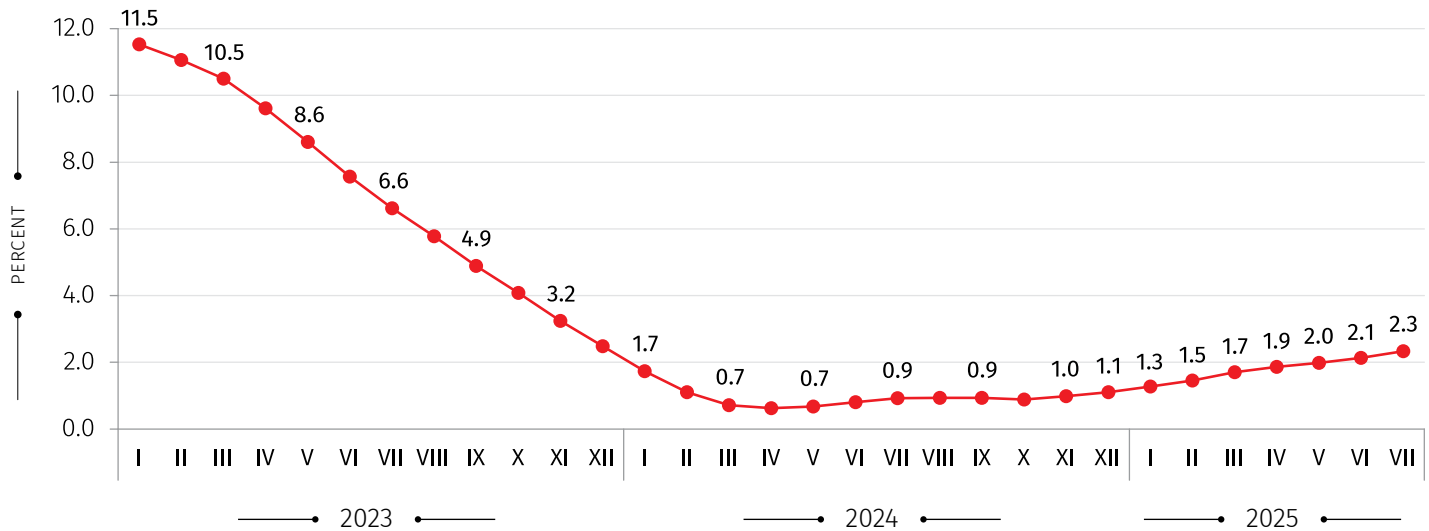


## NATIONAL STATISTICS OFFICE OF GEORGIA

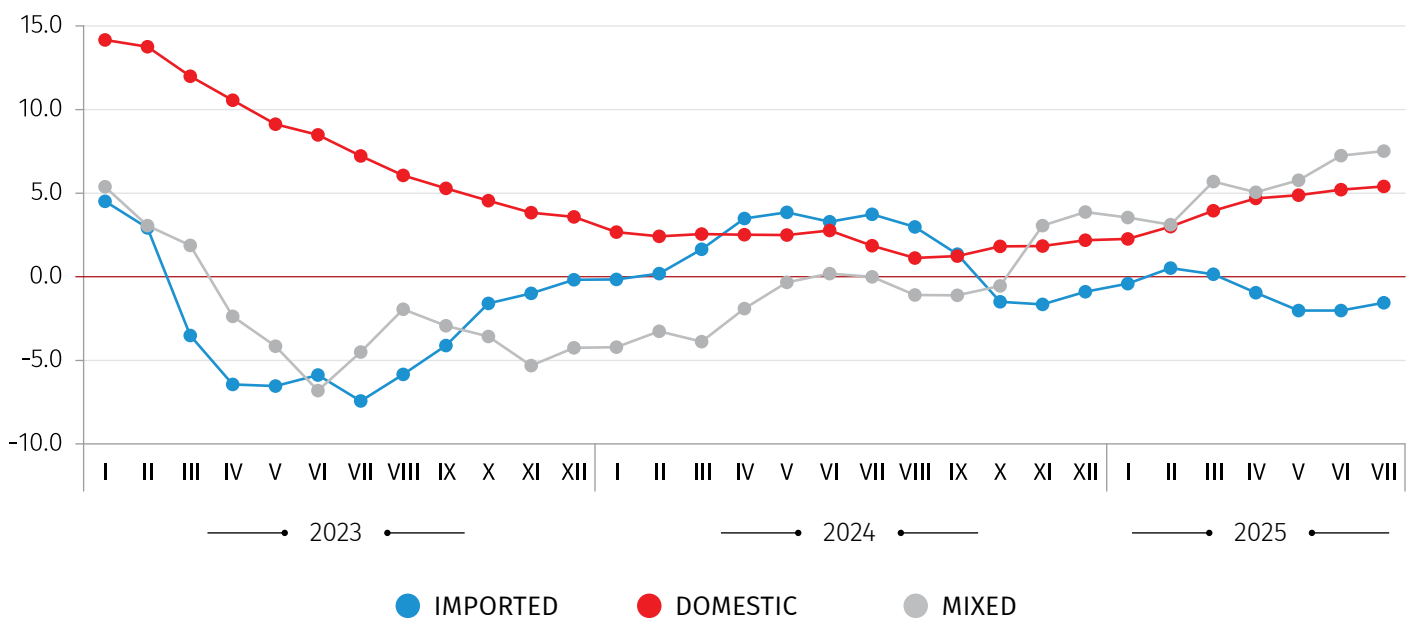
04.08.2025

### AVERAGE INFLATION RATE

(12 MONTH AVERAGE OVER THE PREVIOUS 12 MONTH AVERAGE, PERCENTAGE CHANGE)



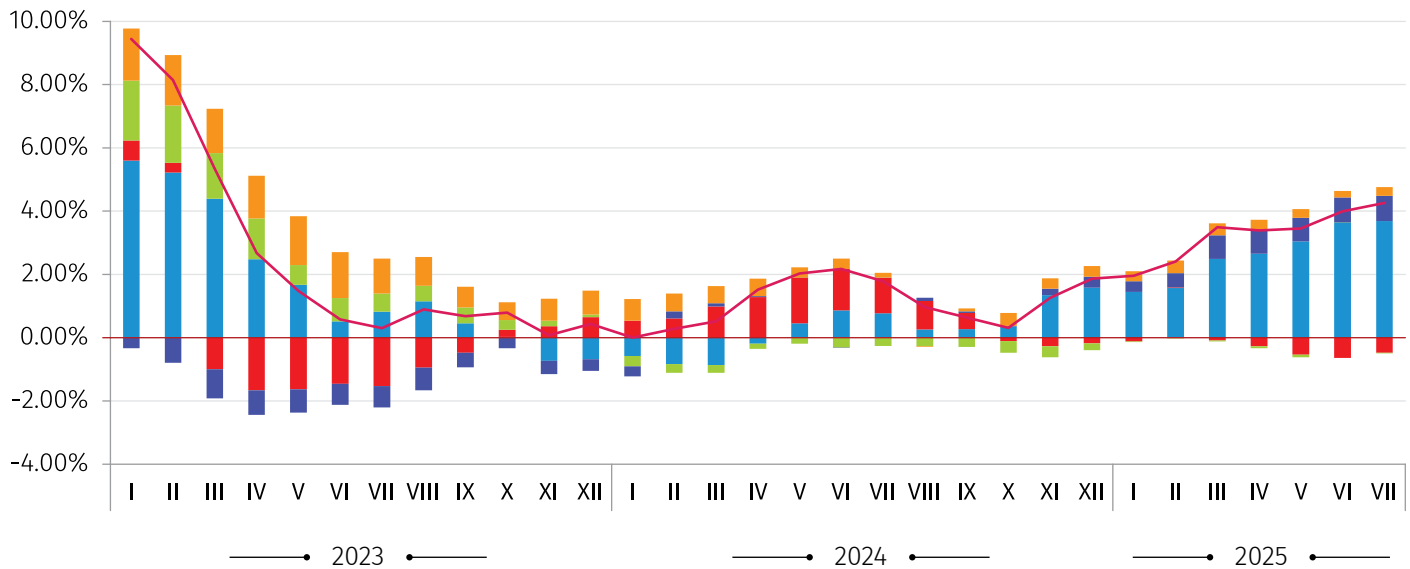
### ANNUAL INFLATION BY ORIGIN OF PRODUCTS, (%)



## NATIONAL STATISTICS OFFICE OF GEORGIA

04.08.2025

### DECOMPOSITION OF ANNUAL INFLATION, (PERCENTAGE POINT)



- OTHER GOODS AND SERVICES
- HOUSING AND RELATED GOODS AND SERVICES
- TRANSPORT
- FOOD, BEVERAGES, TOBACCO
- HEALTH
- OVERALL INFLATION

#### CONTACT PERSONS:

Giorgi Tetrauli,  
Tel: (+995 32) 236 72 10 (400)  
E-mail: [gtetrauli@geostat.ge](mailto:gtetrauli@geostat.ge)

Mariam Kavelashvili,  
Tel: (+995 32) 236 72 10 (020).  
E-mail: [mkavelashvili@geostat.ge](mailto:mkavelashvili@geostat.ge)